

# C for AVR® Microcontrollers CD ROM

## What does it do?

This is a self contained CD ROM for learning C programming for AVR microcontrollers

## Benefits


- Unique microcontroller Simulations shortens learning curve
- This is a complete solution for learning including tutorials, IDE and compiler

## Features

- A full course in C programming
- Includes C compiler and IDE
- Includes virtual ATmega32 microcontroller simulations
- Links to E-blocks™ AVR multiprogrammer

## Description

This new CD ROM is designed for those who want to learn how to program embedded microcontrollers in C. The CD contains a full course as well as all the software tools needed to create hex code for a range of AVR ATmega devices - including a full C compiler and an Integrated Development Environment (IDE). The CD ROM makes extensive use of a virtual C microcontroller which uses code simulation to explain how C works: students can step through programs to see the effects of each line of code on the microcontroller. This product is designed to work seamlessly with our E-blocks AVR Multiprogrammer, but will also operate with third party programmers. Written by David and Rob Miles of Durham and Hull Universities.



CD ROM is shipped in a DVD case

## Learning time

Approximately 40 hours

## Prerequisites

- An understanding of digital electronics
- Windows skills
- Elementary programming skills

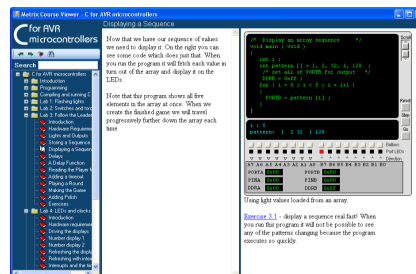
## Included on the CD ROM

- Complete course in C programming with exercises
- AVR Studio IDE
- GCC C compiler

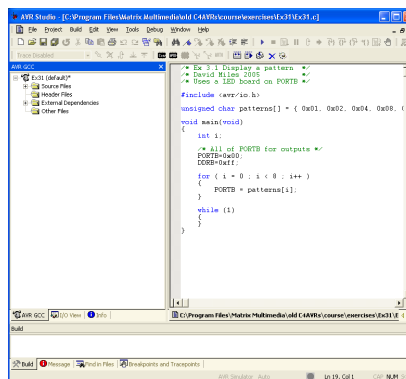
## How to use this CD ROM

This CD ROM can be used as a programme of self study at home or in industry. It is also suitable for use with undergraduates as part of a structured course, thereby freeing up lecturers to provide one-to-one tutorial assistance.

## Screen images



Typical tutorial screen showing the Virtual C microcontroller



IDE and compiler screen

## Also consider

- EB194 AVR programmer
- EB219 AVR starter pack
- EB343 Deluxe AVR starter pack



AVR Multiprogrammer



AVR Deluxe E-blocks starter pack

# C for AVR® Microcontrollers CD ROM

## Learning objectives

Study of the CD ROM—will achieve the following objectives:

- Gain a thorough understanding of C programming for microcontrollers from basic techniques through to advanced concepts such as serial communication, and interrupts.
- Develop the skills and techniques required to write C programs of some complexity from scratch.
- Develop a good understanding of how electronic systems are controlled.

## CD ROM contents

The CD ROM is divided into two sections: a suite of Labs with real applications, and a section on C programming:

### Labs contents

#### Lab 1: flashing lights

VOID, statements, hexadecimal, output to ports, WHILE, FOR, #INCLUDE, DDRA, variables

#### Lab 2: Switches and torches

INPUT, IF, ==, !, debouncing inputs, functions

#### Lab 3: Follow the leader

Arrays, delays, unary operators, break

#### Lab 4: LEDs and Clocks

Const, interrupt, 7-segment displays, multiplexing

#### Lab 5: LCDs and libraries

Serial data comms, libraries of code

#### Lab 6: Mystic LCD

Random numbers, shift register, MOD, test harnesses and debugging

#### Lab 7: The E lock

EEPROM memory, sleep modes,

#### Lab 8: reaction timer

Accurate timing

#### Lab 9: Inspect your morse

Converting state diagrams to programs

## C Programming contents

### What is a C program?

Introduction, Comments, The main function header, The main function body, The end of the line, Exercises,

### Variables

Introduction, Types, Floating point, Characters, Integers, Choosing variables, Identifiers, Declaration, Multiple declarations, Initialization, Names, Assigning statements, Expressions, Operators and Operands, Constant operands, Operators and divide, Working on bits, Shifting bits, Shortcut operators, Unary operators, Casting, Exercises

### Conditional Statements

Introduction, Logical operators, Equality, Using else, Cunning conditions, Complicated conditions, Unary operators in conditions, Exercises.

### Statements and Blocks

Introduction, Blocks in Blocks, Global and local variables, Local variable scope, Global variables, Exercises.

### Looping the loop

Introduction, While loop, Counting with the while

loop, The for loop, Breaking out of loops, Continuing loops, Exercises.

### Functions

Introduction, When to use a function, Functions which return values, Functions which accept parameters, Functions which return values, More than one parameter, Exercises.

### Arrays

Introduction, The need for arrays, Declaring an array, elements in an array, Sorting array elements, Into the next dimension, Exercises.

### Switches

Introduction, The switch condition, Switches and breaks, Exercises.

### Pointers

Introduction, Arrays and pointers, Declaring a pointer, Using a pointer, Comparing a pointer, Null pointers, Functions and pointers, Finding out the size, Strings, Exercises.

### Structures

Introduction, Creating structures, How structures work, Pointers in structures, Structures in structures, Exercises.

### The pre-processor

Introduction, The #include directive, magic numbers and #define, Conditional compilation, Exercises.

### Software engineering in C

Introduction, Deciding on specification, Deciding how to test, creating the functions, Using the functions, Making a project, External data.

Sections on AVR device reference also included.

## Versions available

E:LCVRST Student/home version

ELCVRSI Single user version

ELCVRSL Site licence version

Note that student versions are missing selected exercises and content more applicable to institutions. Student/home version are not available to educational institutions or companies.

## System requirements

PC with CD ROM drive and Windows 98 or greater. Site licence version is compatible with all major network configurations.

## Hardware requirements

Atmel AVR programmer with ATmega32 device and download utility—or E-blocks AVR Multiprogrammer.