



2019 Edition

# **MATRIX**

**SET** | SCIENCE  
ENGINEERING  
TECHNOLOGY


[www.matrixtsl.com](http://www.matrixtsl.com)

Through this product catalogue, you will find solutions for various areas of technical and vocational education, focusing on areas of Science, Engineering and Technology. 2019 sees the introduction of new solutions including a range for the training of modern electrical machines, electronic engineering communications solutions based on the popular Arduino platform and much more. Below and throughout, you will find testimonials from some of the customers we have worked with during 2018.



*"We have been using Flowcode since 2010 in our microcontroller laboratories. Flowcode is the ideal perfect system to teach the students a systematic and organized, but simple way of programming microcontrollers. Since Flowcode covers multiple microcontroller platforms, the students are not limited to one type of microcontroller. About three years ago, we updated our control laboratory, and we started using Flowcode for digital control on dsPIC microcontrollers. Flowcode is a great educational tool, updated frequently to keep up with the newest and most advanced technologies. Many of our students use Flowcode in the design and programming of their senior embedded system design projects. They love the advanced simulation and In Circuit Testing capability of Flowcode too (Ghost Technology). I cannot explain enough my appreciation and my students' enjoyment and satisfaction of learning using Flowcode. I must also mention the prompt help and support provided by Matrix at all times. Finally, after using Flowcode for several years, Flowcode proved to be the best tool for programming several microcontroller platforms from entry level student projects to very advanced and sophisticated projects."*

George Breidy, ECCE Laboratory Supervisor,  
Notre Dame University, Lebanon



*"We bought the Locktronics kits as part of the capital investment in our undergraduate teaching laboratories and have been very pleased with them over the past two years. We teach level 3/4 electronics to our foundation year and to engineering students of all disciplines in stage 1.*

*We have found the kits to be very robust and intuitive to use, with the supporting materials well written and easy for students to understand, especially since a significant number of entrants onto engineering programmes have little or no prior electronics knowledge or experience.*

*The design of the kits allows students to see the components in a circuit as well as the circuit diagram on the same panel. This facilitates an understanding of both component and circuit function, which is not always easy to do with a breadboard or PCB based circuit.*

*We find that the lab-based teaching approach with good supporting staff, is 'high gain' activity, enjoyable for students since they learn by doing and enabling staff to give more help to weaker students, which would be difficult with a lecture-based approach."*

Dr RW Clarke, University of Bradford, United Kingdom.



# MATRIX

SET SCIENCE  
ENGINEERING  
TECHNOLOGY

FLOW  
CODE

E BLOCKS2

locktronics

ALLCODE

AUTOMATICS

MICRO  
CNC

MIAC

SOURCE

EM ELECTRICAL  
MACHINES

OPTO5CT

ASCCELLS

ecio


## Contents

Using this catalogue	4
Science/Physics	5 - 12
Fibre Optics, Photonics and Optical Science	13 - 18
Computer Science	19 - 23
Electrical/Electronic Engineering	24 - 46
Mechanical Engineering	47 - 58
Automation, Robotics & Mechatronics	59 - 65
Manufacturing Engineering	66 - 76
Aviation	77 - 79
Automotive	80 - 86
Electrical Installation	87 - 92

## Product ranges

Flowcode	93 - 100
Locktronics	101 - 106
Lascells	107 - 108
MicroCNC	109 - 110
E-blocks2	111 - 114
FlowKit 2	115
Electrical machines	116 - 117
Source	118 - 119
Formula AllCode	120 - 122
ECIO	123 - 124
MIAC	125 - 126
Automatics	127 - 129
Curriculum mapping	130 - 131
Product glossary	132 - 137

1. The Matrix curriculum map (pages 130 to 131), is designed to give you an idea of how each of our solutions fits in to each of the UK education levels. This is useful for our home, UK customers and as a guide to enable our international customers to understand more about our products.



2. Our solutions (pages 5 to 92) present each of our individual learning solutions and combine software, hardware and importantly, curriculum in the form of worksheets and examples. The solutions are designed for students of various age ranges, and each solution is mapped against a specific UK curriculum qualification. We split our solutions down into various disciplines/subject areas.



3. Our product ranges (pages 93 to 129) showcase the brands under the Matrix umbrella. Most of these are designed and manufactured by Matrix and on these pages, you will find more information about how they are designed to be used.



4. The product code glossary (pages 132 to 137) gives those with the knowledge of a product name or product code the ability to search for it. For any products that cannot be found in our catalogue, please search the website at [www.matrixsl.com](http://www.matrixsl.com) or contact us for more information.



## Science / Physics

Locktronics is used in around 2,000 schools and colleges for teaching the fundamental principles of electricity. In this section we list our solutions for science. These kits are designed for students studying electrical principles from a very early age through to age 16 + and in particular, A-level physics. You will also find a range of new solutions on these pages, focused on optics, fibre optics and thermodynamics.



### Our learning solutions:

- Meet RoHS compliancy stipulations and are rugged and designed to withstand the rigours of the lab or classroom
- Clearly display circuits to learners to develop their understanding of the topic being studied
- Allow for the building of solid foundational knowledge with the ability to build on this knowledge with advanced topics
- Include curriculum which guides students through the experiments and saves teachers' preparation time

*"The Locktronics kits and Matrix as a company were recommended to us by one of our partners, STEMWorks, and from discussions with teachers, the Energy & Environment kits were identified as the ones most suitable to support the new Physics GCSE syllabus in Wales.*

*The kits will mainly be used to teach KS4 Physics students within the schools, but the teachers were also interested in the opportunity that the kits will give them to use with lower ages groups, as well as with*

*post-16 students. Horizon Nuclear Power is currently working with two KS4 Physics teachers from Anglesey to map the kits to the new Physics syllabus, with the mapping provision then being made available to the other 3 schools on the Island, as well as feature on the Horizon website, for schools across Wales and England to access the provision."*

Claire Burgess, Education Programme Coordinator at Horizon Nuclear Power



## Electricity, magnetism and materials

This kit provides a comprehensive range of practical assignments in electricity and magnetism and is ideal for those who are studying science and electricity within a wide variety of academic or vocational courses. The kit is supplied with a comprehensive set of worksheets that cover the electrical properties of materials and introduce students to electricity.

### Learning objectives / experiments:

- Electrical properties of materials
- Simple circuits
- Heat and magnetism
- Basic circuit symbols
- Current flow
- Series and parallel circuits
- Patterns of voltage and current
- Electrical sensors
- Relays and electromagnets

### Curriculum mapping

- Suitable for studying electricity as part of a science course from ages 11 to 16 (In the UK suitable for KS3 and KS4)



Ordering information	DIN	ANSI
Electricity, magnetism and materials solution	LK9071-2	LK9071-2A
Corresponding curriculum	LK7325 & LK7326	
<b>You will also need:</b>		
Multimeter pack		LK1110

For a list of included components, search for the product code at [www.matrixsl.com](http://www.matrixsl.com) and click on the resources tab

## Fundamentals of electricity

This kit provides an introduction to the fundamentals of electricity. It is ideal for those who are completely new to the subject, and is suitable for use from ages 8+. The kit is supplied with 30 pages of notes and worksheets.

### Learning objectives / experiments:

- What is electricity?
- Simple electrical components
- The simplest circuit
- Conductors and insulators
- Switches
- Two way switches
- Series circuits
- Parallel circuits
- Buzzers
- Motors



### Curriculum mapping

- Suitable for studies in Science at KS1 and KS2: ages 5 to 11

Ordering information	DIN	ANSI
Fundamentals of electricity solution	LK6444	LK6444A
Corresponding curriculum	LK6816	

For a list of included components, search for the product code at [www.matrixsl.com](http://www.matrixsl.com) and click on the resources tab

## Energy and the environment

This course provides an introduction to renewable energy generation and energy saving measures through intelligent building control. As such, it addresses the aims of a number of courses in Science and Technology. A comprehensive set of curriculum worksheets and supporting documentation deliver experiments to illuminate the issues raised.

### Learning objectives / experiments:

- Advantages / disadvantages of renewable energy sources: photovoltaic, wind, wave, hydroelectric
- Solar cells and their operation
- Electricity generators
- Solar heating and energy storage
- Voltage regulation
- Efficiency of a filament lamp and LED lamp
- Insulation and double glazing
- Energy efficient building design using microcontrollers



### Curriculum mapping

- Suitable for studies in science age 11 – 16 and for environmental courses. Ideal for STEM

Ordering information	DIN	ANSI
Energy and environment solution	LK7345-2	LK7345-2A
Corresponding curriculum	LK7122	

### You will also need:

Multimeter pack		LK1110
-----------------	--	--------

For a list of included components, search for the product code at [www.matrixsl.com](http://www.matrixsl.com) and click on the resources tab



### Curriculum mapping

- Suitable for studying electricity as part of a Physics course aged 16 to 18 (A level courses in the UK)
- Suitable for unit 15 of BTEC National in Applied Science: Electrical circuits and their application

## Electrical and electronic principles

The kit provides a comprehensive range of practical assignments for electricity and magnetism and is ideal for those who are studying science and electricity at a more advanced level. The kit is supplied with a comprehensive set of worksheets and teachers' notes.

**Note**

To add PIC investigation to this kit please see the PIC add-on kit on page 22.

To add Operational amplifier investigation to this kit see the Op-amp add-on kit on page 30.

Ordering information	DIN	ANSI
A level electrical and electronic principles	LK9329-2	LK9329-2A
Corresponding curriculum	LK7664 & LK7773	

**You will also need:**

Multimeter pack	LK1110	Source - DC PSU, AC PSU and signal generator	LK6999 / LK2975
Picoscope	HP8279		

For a list of included components, search for the product code at [www.matrixsl.com](http://www.matrixsl.com) and click on the resources tab

## Class pool kit

This 'one per class' kit is designed to give you a flexible suite of parts that can be added to the Electrical and electronic principles pack to allow a much wider range of experiments and demonstration in Electronics from our Operational Amplifiers, PIC, Logic and Energy and environment solutions. The pack also includes useful equipment for teaching Lenz's law, Faraday's law and motor principles.

### Learning objectives / experiments:

- Batteries in series and parallel
- Internal resistance of batteries
- Power dissipation and efficiency
- Potential dividers
- Resistivity
- Kirchoff's law
- AC circuits
- Capacitors
- Fleming's law
- Inductors
- Faraday's and Lenz's laws
- Transformers

Ordering information	DIN	ANSI
Class pool kit	LK6802	LK6802A
Corresponding curriculum	LK 3061, LK7122, LK7209, LK9392	

**You will also need:**

Multimeter pack	LK1110	Signal generator	HP7894
Picoscope	HP8279		

For a list of included components, search for the product code at [www.matrixsl.com](http://www.matrixsl.com) and click on the resources tab



### Curriculum mapping

- Suitable for extending work in Physics to various topics at ages 16 to 18. Ideal for STEM
- Suitable for unit 15 of BTEC National in Applied Science: Electrical circuits and their application

NEW



### Specification

Output	Voltage	Current	Features
Signal generator: Instrumentation 0.3Hz to 100kHz Sine, Square, Triangle, Sawtooth, Custom		50 Ohm DC coupled 10V p-p	BNC
	Audio Output 20Hz to 20kHz / AC power supply	Loudspeaker/Transducer AC coupled 10V p-p 1.3 Amp peak	4mm shrouded(-) 4mm shrouded(-)
	Line Out AC coupled 2V p-p 200 Ohm source impedance		Mono Jack
Power Supply	3-10V variable	up to 3A maximum	variable current limited, monitored
	-12V	up to 5A maximum	variable current limited, monitored
	-5V	up to 5A maximum	variable current limited, monitored
	-12V	up to 300 mA	current limited to 300mA

## Source - DC PSU, AC PSU and signal generator

This general purpose DC/AC power supply/signal generator has a wide range of applications in education: in Physics, Technology and Electronics.

The unit is housed in a rugged enclosure with a large graphical back-lit display and input controls conveniently located at the top front of the display. The power supply has a number of fixed DC voltage outputs as well as variable DC and AC outputs.

The AC signal generator output is presented in three forms:  $\pm 10V$  50ohm BNC output, high-power output via shrouded 4mm sockets for directly driving speakers and vibration generators, and a line-level output on a jack socket. This AC signal delivers 0.1Hz to 100kHz with sine, triangle, square and arbitrary waveform outputs.

The power supply operates from a supply of 110V or 240VAC.

### Functions:

- Fixed -12V, 5V and +12V outputs
- Variable 3 - 10V DC output
- Signal generator output: 0.1Hz - 100kHz
- Dot matrix backlit user display
- Rugged continuously rotating control and buttons
- Supplied with technician voltage limiting software
- Shrouded safety connectors

### Ordering information

Source - DC PSU, AC PSU and signal generator	LK6999 / LK2975
--	-----------------

### Did you know?

You can find a list of the individual components included in all our Locktronics and Automatics kits on the Matrix website. Visit [www.matrixsl.com](http://www.matrixsl.com), find the kit you are looking for and click on "resources". Here, you will find a "bill of materials"

NEW



### Thermodynamics kit

This kit allows engineering students to carry out a wide range of practical experiments in Thermodynamics to help them understand the temperature related behaviour of mechanical systems. The kit includes experimental apparatus including metal blocks with heating elements, linear rods with heaters, Leslie cube and Jolly bulb. The kit also includes measuring instruments such as digital thermometers, energy meter, and infrared thermometer. A downloadable manual covers all experiments and includes teacher's notes. A unique feature of the kit is that all the experiments can be completed just with electricity as the heat source – no Bunsen burner is required.

#### Learning objectives / experiments:

- Heat capacity of liquids
- Heat capacity of solids
- Linear expansion of heat
- Heat absorption
- Heat radiation
- Expansion of gases – Charles' law
- Boyle's law

#### Ordering information

Thermodynamics kit	HP4159
Corresponding curriculum	CP4261

#### You will also need:

Source - DC PSU, AC PSU and signal generator	LK6999 / LK2975
--	-----------------



#### Curriculum mapping

- Suitable for studying electricity as part of a Physics course aged 16 to 18 (A level courses in the UK)

NEW



### Ripple tank MkIII

The unit is completely self-contained with the translucent viewing screen hinging away to reveal a 12cm water tank. The tank is removable for ease of use and has an integral multi-faceted beach which virtually eliminates unwanted reflections.

Illumination is from a high intensity built-in LED which can be automatically strobed in sync with the waves to give perfectly stationary images, or switched to allow the user independent control of the wave and strobe frequencies giving the impression of wave motion across the viewing screen.

The unit is supplied with three robust dippers which can be easily adjusted to suit the depth of water being used. A selection of barriers shapes and lenses are also provided to enable reflection, refraction, diffraction and interference along with the focusing properties of lenses to be demonstrated. All of the accessories can be stored neatly inside the unit when not in use.

#### Ordering information

Ripple tank MkIII	AS0371
-------------------	--------

#### Curriculum mapping

- Suitable for studying as part of a Physics course aged 14 to 18 (GCSE / A level courses in the UK)

NEW



### Cloud Chamber

The chamber is self-contained and thermoelectrically cooled. The chamber requires no dry ice or water; the only setup necessary is the addition of isopropyl alcohol and connection to a mains socket.

The chamber contains an integrated power supply and illumination of the chamber is provided by a high intensity LED.

Using the provided source, tracks should be visible within 10 minutes.

Once running the cloud chamber can be made to run for extended periods by adding more alcohol through the access provided in the lid.

#### Curriculum mapping

- Suitable for studying as part of a Physics course aged 14 to 18 (GCSE / A level courses in the UK)

#### Ordering information

Cloud Chamber	AS4681
---------------	--------

NEW



### Digital Voltmeter/Ammeter class set

These digital bench meters are housed in robust ABS and PVC cases. Both feature ~50 minute auto off circuitry to conserve battery life and an LED indicator prompting battery change when necessary.

#### Curriculum mapping

- Suitable for studying as part of a Physics course aged 14 to 18 (GCSE / A level courses in the UK)


#### Ordering information

Digital Voltmeter - class pack of 15	AS1106
Digital Ammeter - class pack of 15	AS4472



# Fibre Optics, Photonics and Optical Science

Our OptoSci training packages are designed to give universities and colleges an immediate solution to the provision of comprehensive and stimulating lab based courses in key areas of photonics technology, in particular in the field of optical fibre communications. Each educational solution includes all required optoelectronic hardware with extensive literature, and curriculum support. Instrumentation listed needs to be purchased separately. Please contact us for further clarification.



## Advanced physical optics kit

OptoSci's Principles of Physical Optics kit consists of four separate modules (polarisation, reflection and refraction, diffraction, interference and coherence) which enable students to experimentally investigate and acquire practical familiarity with the fundamentals of physical optics and the wave properties of light.



### Learning objectives / experiments:

- Polarisation - including Malus' Law, waveplate properties, states of polarisation, strain birefringence
- Reflection & Refraction - including Snell's Law, Fresnel Equations, refractive index determination
- Diffraction - including Slits, apertures, reflection and transmission gratings, laser wavelength determination
- Interference and Coherence - including Michelson interferometer, optical surface quality, laser coherence measurements

### Curriculum mapping

- Suitable for courses in Optical Science and Photonics at undergraduate level and beyond

#### Ordering information

Reflection & refraction kit	FP8197
Polarisation kit	FP7280
Diffraction kit	FP8104
Interference & coherence kit	FP7948
Complete advanced physical optics kit	FP4615
Modular advanced physical optics kit	FP0391

Instruments may be required, please contact us for further info

*"We have been using OptoSci educational kits for training students for over a decade. The self-contained experiments and detailed manuals are excellent for giving students a practical introduction to optical communications towards the end of Physics or Electronic Engineering programmes"*

Liam Barry, Dublin City University

### Our learning solutions

- Are supplied with all hardware required to perform the experimental programme
- Include manuals to guide the students through the background theory and experiments
- Include Instructor's manual with sample results and solutions for all experiments & exercises
- Are provided with a comprehensive set of background / lecture notes



### Advanced physical optics kit

OptoSci's advanced physical optics kit consists of four separate modules (polarisation, reflection and refraction, diffraction, interference and coherence) which enable students to experimentally investigate and acquire practical familiarity with the fundamentals of physical optics and the wave properties of light.

#### Learning objectives / experiments:

- Polarisation - including Malus' Law, waveplate properties, states of polarisation, strain birefringence
- Reflection & Refraction - including Snell's Law, Fresnel Equations, refractive index determination
- Diffraction - including Slits, apertures, reflection and transmission gratings, laser wavelength determination
- Interference and Coherence - including Michelson interferometer, optical surface quality, laser coherence measurements

#### Curriculum mapping

- Suitable for courses in Optical Science and Photonics at undergraduate level and beyond



#### Ordering information

Reflection & refraction kit	FP8197
Polarisation kit	FP7280
Diffraction kit	FP8104
Interference & coherence kit	FP7948
Complete advanced physical optics kit	FP4615
Modular advanced physical optics kit	FP0391

Instruments may be required, please contact us for further info



### Principles of optical waveguiding kit

This kit enables students to investigate the conditions under which optical waveguiding occurs in dielectric media, and then appreciate how these fundamental principles are applied by examining mode propagation in multi-mode and single mode planar waveguides.

#### Learning objectives / experiments:

- Reflection and refraction, Snell's Law
- Fresnel relationships Brewster's angle, the critical angle and total internal reflection
- Prism coupling and waveguide measurements
- Step and graded index waveguides
- Measurement and analysis of mode spectra
- Mode effective indices and index profile determination
- Design of single mode waveguides



#### Curriculum mapping

- Suitable for courses in Optical Science and Photonics at undergraduate level and beyond



#### Ordering information

Principles of optical waveguiding	FP0294
Optical waveguiding analysis software	FP7634

Instruments may be required, please contact us for further info

### Advanced fibre optic communications kit

This kit covers the experimental characterisation of all the major components of a fibre optic communications link (i.e. LED and laser diode transmitter, the optical fibre and the receiver) and then investigates and compares the limits imposed on overall LED and laser system performance by attenuation and dispersion.

#### Learning objectives / experiments:

- Source characterisation (LED & Laser)
- Fibre attenuation & connector loss
- Receiver noise & sensitivity
- Attenuation limited link lengths
- Fibre dispersion (material & modal)
- Bandwidth & Bit rate distance products (time & frequency domain)
- System comparison & design studies



#### Curriculum mapping

- Suitable for courses in Optical Science and Photonics at undergraduate level and beyond



#### Ordering information

Advanced fibre optic communications kit	FP4010
---	--------

Instruments may be required, please contact us for further info







## Bit error rate & eye diagrams kit

This kit is designed as an extension to the FP4010 and FP1748 series of kits. This extension kit allows the student to generate and evaluate eye diagrams and investigate the effects of noise, attenuation and dispersion on eye diagrams and BER for the many communication system permutations allowed by the Advanced Fibre Optics Communications kit on page 15.

### Learning objectives / experiments:

- Basics of eye patterns
- Using eye patterns as a qualitative diagnostic tool
- Rise time, pulse width and jitter measurements
- Bit-rate limitations due to noise
- Bit-rate limitations due to dispersion
- Q-factors and Bit Error Rate (BER) from noise amplitudes
- Q-factors and BER from eye pattern histograms
- Compare LED and laser response over different fibre lengths and bit rates



### Ordering information

Bit error rate & eye diagrams	FP626g
Instruments may be required, please contact us for further info	

### Curriculum mapping

- Suitable for courses in Optical Science and Photonics at undergraduate level and beyond



## Erbium doped fibre amplifiers kit

This solution enables students to investigate the basic principles of optical amplification, to characterise the key technical performance parameters of EDFAs, and to develop an appreciation of the engineering applications of optical amplifiers and their limitations within these applications.

### Learning objectives / experiments:

- Full gain characteristics: small and large signal gain
- Signal / gain saturation
- Pump saturation
- Transparency point, gain gradient and gain efficiency
- Saturated output power
- Amplified spontaneous emission (ASE) levels
- ASE-ASE & Signal-ASE beat noise
- Noise figure



### Ordering information

Erbium doped fibre amplifiers kit	FP5366
Instruments may be required, please contact us for further info	



### Curriculum mapping

- Suitable for courses in Optical Science and Photonics at undergraduate level and beyond

## Optical network analysis & OTDR kit

This solution enables students to investigate the fundamental characteristics of optical time domain reflectometry using a commercial OTDR unit and observe how these principles are applied in practice to examine the response of optical fibre links, fibre optic components and optical fibre networks.

### Learning objectives / experiments:

- Fundamental properties and operation of OTDRs (dead zone, distance and spatial resolution, dynamic range etc.)
- Event identification and location
- Line, component, splice & bend loss measurements
- Network components and their characterisation at 1310nm and 1550nm
- Multi-branch and Wavelength division multiplexed (WDM) networks
- Bi-directional OTDR measurements, with deliberately introduced faults
- Analysis of networks with deliberately introduced faults



### Ordering information

Optical network analysis & OTDR	FP0374
Optical network analysis kit (without OTDR)	FP2350
Instruments may be required, please contact us for further info	



### Curriculum mapping

- Suitable for courses in Optical Science and Photonics at undergraduate level and beyond



## Principles of lasers kit

This solution enables students to consolidate their knowledge and understanding and to gain practical experience in the investigation of optical amplification and lasers. Students investigate the principles and characteristics of lasers using an Erbium Doped Fibre Ring Laser.

### Learning objectives / experiments:

- Construction of a fibre ring laser
- Measurement of lasing threshold
- Laser dynamics: relaxation oscillations, excitation lifetime, laser onset time
- Measurement of slope efficiency
- Effect of intra-cavity loss on the slope efficiency and threshold
- Influence of output coupling ratio on slope efficiency and threshold



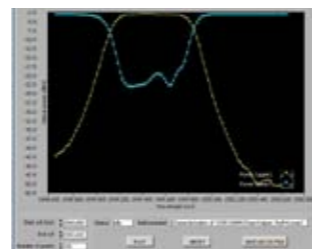
### Ordering information

Principles of lasers kit	FP068
Instruments may be required, please contact us for further info	

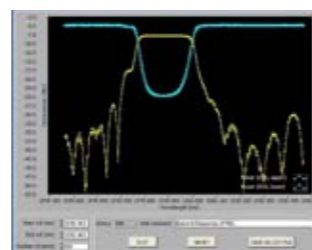


### Curriculum mapping

- Suitable for courses in Optical Science and Photonics at undergraduate level and beyond



Wavelength scan of OADM



A Bragg grating

## WDM components & systems and Bragg gratings kit

The full solution here consists of a base kit; WDM components kit, and three extension modules, 1310/1550nm WDM extension kit, DWDM extension kit and the Bragg extension kit. This allows immediate or future expansion of the kit as desired. The full series of kits enable students to consolidate their knowledge and understanding and to acquire practical experience in the investigation, analysis and characteristics of optical fibre components, laser diodes, various Wavelength Division Multiplexed (WDM) systems, and Bragg Gratings.

### Learning objectives / experiments:

- Measurement of insertion, back reflection /return losses and determination of isolation/extinction ratios of a series of optical components at 1550nm & 1310nm
- Characterisation & examination of the narrowband wavelength response of Bragg grating and DWDM modules
- Investigation of temperature tuning of a Bragg grating and its role as a temperature sensor
- Measurement and plotting of light, voltage, current (LVI) characteristics of lasers with operating temperature
- Characterisation of a two channel DWDM system, examination of channel add/drop, and measurement of system crosstalk / channel isolation
- Effect of wavelength drift on DWDM system crosstalk / channel isolation
- Investigation of crosstalk effects on the eye diagram / BER in DWDM systems (requires Bit Error Rate & Eye Diagrams kit)
- Assembly and characterisation of a two channel 1310nm & 1550nm WDM system
- Fibre attenuation, length & chromatic dispersion measurements with 1310nm & 1550nm sources (requires Bit Error Rate & Eye Diagrams kit)



### Ordering information

WDM components kit	FP1748
1310/1550nm WDM extension kit	FP8451
DWDM extension kit	FP5180
Bragg extension kit	FP6057
Bit error rate & eye diagrams kit	FP6269

Instruments may be required, please contact us for further info

### Curriculum mapping

- Suitable for courses in Optical Science and Photonics at undergraduate level and beyond

# Computer Science

In the following pages we present our solutions for delivering a motivating course in areas of computer science. Solutions here are largely based around our AllCode technology, which allows students to control hardware using multiple programming languages. We're also proud to present a selected range of solutions from our new E-blocks2 range, which is presented alongside Flowcode.



*"We have used the Formula AllCode buggies with our first year Electronic and Computer Engineering students. They are a great vehicle for getting across a range of concepts in Computer Science and Electronic Engineering. We found them to be very motivational for students who are still getting to grips with the basics of the subject, yet they are flexible enough to be challenging for those who may be more advanced in their skills or knowledge."*

Mark Baxendale, Liverpool Hope University

### Our learning solutions

- Offer free Flowcode student licences for home use
- Deliver learning solutions for PIC microcontrollers, Arduino or Raspberry Pi
- Include robotic buggies and robotic arm solution based on AllCode
- Include hardware, software and curriculum throughout the range



See Formula AllCode section for full details

## Introduction to Robotics

This training solution provides a course in robotics with a sequence of staged exercises including line following and maze solving. The course makes use of the high specification Formula AllCode robot which can be programmed with a number of languages on various operating systems including Flowcode, App Inventor, Python and LabView. This is great for introducing students to programming and robotics in a fun and motivating way with huge scope for further work and competitions. The deluxe kit and class sets are supplied with a large double-sided task mat and a set of maze walls.

### Learning objectives / experiments:

- Microcontroller programming and robotics
- Programming concepts: input, system, output, loops, decision, subroutine, go to, calculations, delays, simple variables, A/D conversion
- Robotic components: switches, LEDs, light sensors, distance sensors, infrared sensors, audio level sensors, speaker, motor drivers, motors and gearboxes
- Robotic tactics including logo-like commands, power control, motion control and steering, motor characterisation, obstacle avoidance
- Progressive exercises include: light following, line following, song and dance, time trials, races, simple maze solving, creating custom mechanics




### Curriculum mapping

- Suitable for Design Technology and STEM related courses aged 11-18.
- Suitable for unit 10 BTEC National in Computer Science – Human-computer interface
- Suitable for various City & Guilds qualifications at Level 2 and beyond



#### Ordering information

Formula AllCode deluxe kit	RB7971
Formula AllCode standard class set	RB7240
Formula AllCode deluxe class set	RB7518
Corresponding curriculum	CP5894



### Curriculum mapping

- Suitable for unit 10 BTEC National in Computer Science – Human-computer interface.
- Suitable for unit 26 BTEC National in Computer Science – Programmable Devices and Controllers



### Curriculum mapping

- Suitable for unit 10 BTEC National in Computer Science – Human-computer interface.
- Suitable for unit 26 BTEC National in Computer Science – Programmable Devices and Controllers

## Programming Arduino microcontrollers

This pack provides a great platform for students to learn how to develop projects for Arduino and Arduino compatible hardware systems. The pack includes an Arduino/ E-blocks interface board and a 'Combo' board with switches, LEDs, 2 line 16 character LCD and sensors. The hardware is fixed to one of our panels which clearly shows the Arduino connections to the hardware.

### Learning objectives / experiments:

- Arduino boards and chip architecture
- Arduino software tools and programming
- Arduino command set: void, if-else, types, outputs, delays, case, break, while, for
- Simple programs with LEDs
- Serial communications and LCDs
- Analogue and digital signals
- Sensors and motor control
- Interrupts and timer interrupts



#### Ordering information

Arduino development centre and printed panel	BL0599
Flowcode	

## Programming PIC microcontrollers

This pack provides a great platform for students to learn how to develop projects for PIC hardware systems. The pack includes an E-blocks2 PIC programmer board and a 'Combo' board with switches, LEDs, 2-line 16-character LCD and sensors. The hardware is fixed to one of our panels which clearly shows the PIC connections to the hardware.


### Learning objectives / experiments:

- PIC hardware and chip architecture
- Coding software including Flowcode or MPLAB
- Simple programs with LEDs
- Serial communications and LCDs
- Analogue and digital signals
- Sensors and motor control
- Interrupts and timer interrupts



#### Ordering information

PIC development centre and printed panel	BL0562
Flowcode	



## Raspberry Pi development kit

This solution guides students through the process of developing systems to control a Raspberry Pi and connected development boards. The pack includes a downstream "combo" board with switches, LEDs, LCD and sensors and a Raspberry Pi programmer board which features Ghost Technology (when used with Flowcode) – providing In-Circuit-Test, In-Circuit-Debug, software oscilloscope, logic analyser and packet decoder. Circuit connections are provided using one of our printed panels.

### Learning objectives / experiments:

- Raspberry Pi hardware and chip architecture
- Coding software including Flowcode
- Simple programs with LEDs
- Serial communications and LCDs
- Analogue and digital signals
- Sensors and motor control
- Interrupts and timer interrupts



### Ordering information

Raspberry Pi development centre and printed panel	BL0557
Flowcode	

## PIC systems solution

This solution allows students to investigate circuits and systems based on the popular PIC microcontroller. The solution focuses on system construction with a pre-programmed PIC carrier which includes 8 programs, selectable by hardware switches. The work can be extended to include programming of PIC microcontrollers using flow charts with our Flowcode software. The solution includes component carriers, base board, power supply, and storage trays. Topics include:

- Switch inputs
- Sensors and sensor circuits
- Digital comparators
- Driving transducers
- Output transducers
- DC motor speed control
- Open and closed loop control


### Learning objectives / experiments:

- A complete solution to learning
- Compatible with the free version of Flowcode
- Includes carriers, baseboard and power supply
- ANSI version available

### Ordering information


PIC systems solution	LK8922-2
Corresponding curriculum	LK7209

For a list of included components, search for the product code at [www.matrixtsl.com](http://www.matrixtsl.com) and click on the resources tab



## AllCode robot arm production cell

Our robot arm production cell consists of a rugged servo controlled 6 degrees of freedom arm bolted to a base plate and a mat that provides a range of exercises mimicking industrial robot arm production cells. The arm itself delivers accurate and repeatable movement with base rotation, single plane shoulder, elbow, wrist motion, a functional gripper, and a wrist rotator. The arm is controlled by a dsPIC microcontroller with combo board (16 switches, 16 LEDs, 2 line 16 character LCD, quad 7-seg display and sensors), colour sensor board and Bluetooth board from our E-blocks range. The board can be programmed directly from Flowcode for dsPIC, or Microchip's MPLAB. A full Flowcode simulation is available free of charge. The control system is also shipped with a full Application Program Interface so that the robot can be controlled using any Bluetooth enabled device such as a PC, Android, or Apple MAC device using a range of software applications including C++, LabView, Python, and App Inventor as well as remote applications over the web. The kit is supplied with a number of coloured counters which can be moved by the arm into different locations in the work cell. A teacher's guide is available for download from our web site.



### Learning objectives / experiments:

- Robot cell design and programming
- Microcontroller programming
- Sensors and actuators in robotics
- Kinematics: 3D movement in robotic systems
- Web based control
- Programming in many languages

### Curriculum mapping

- Suitable for unit 6 of the BTEC National: Microcontroller systems for engineers
- Suitable for unit 15 of BTEC Higher National: Automation, robotics and PLCs
- Suitable for unit 38 of the BTEC National: Web site production to control devices



### Ordering information

AllCode robot arm production cell	RB6231
Corresponding curriculum	CP8656


## Curriculum mapping

- Suitable for unit 10 BTEC National in Computer Science – Human-computer interface.



# Electrical / Electronic Engineering

Electrical and electronic engineering is an area of real expertise for the research and development team at Matrix. This year, we have introduced new solutions in our E-blocks2 range for study of microcontroller systems, as well as telecommunications and embedded systems. Brand new for 2019 is the release of our electrical machines system equipment, which comprises solutions for students to learn about the key characteristics of modern day electrical machines.



"We have been using Matrix products for many years. We use a wide range of electronic training equipment and education resources sourced from Matrix. The variety and quality of the equipment from Matrix has enabled the college to provide an up-to-date training experience for our learners which meet the needs of industry. The types of resources we are now using allows our teachers to design more interactive lessons, which are more hands on, student

led, and deliver a better overall learning experience. We have found the Matrix staff to be very helpful and a good resource. The delivery of equipment has always been prompt. Matrix is usually a first point of call for Reaseheath Engineering when looking to purchase new equipment"

Engineering department,  
Reaseheath College

## Our learning solutions

- Meet RoHS compliancy stipulations
- Are rugged and long-lasting, in order to stand up to the demands of engineering lab requirements
- Include relevant and in-depth curriculum guides throughout
- Are often compatible with our microcontroller programming software, Flowcode.



## Curriculum mapping

- Suitable for much of unit 4 of the BTEC First award in Engineering: 'Applied electrical science'



## Curriculum mapping

- Suitable for much of unit 7 of the BTEC First award in Engineering: Electronic devices and communication applications

## Applied electrical science

The Electricity, magnetism and materials solution provides a comprehensive range of practical assignments in electricity and magnetism and is ideal for those who are studying science and electricity within a wide variety of academic or vocational courses. The kit is supplied with a comprehensive set of worksheets that cover the electrical properties of materials, and introduce students to electricity.

## Learning objectives / experiments:

- Electrical properties of materials
- Simple circuits
- Heat and magnetism
- Basic circuit symbols
- Current flow
- Series and parallel circuits
- Patterns of voltage and current
- Electrical sensors
- Relays and electromagnets

Ordering information	DIN	ANSI
Electricity, magnetism and materials solution with storage, baseboard and power supply	LK9071-2	LK9071-2A
Corresponding curriculum	LK7325 & LK7326	
<b>You will also need:</b>		
Multimeter pack	LK1110	
For a list of included components, search for the product code at <a href="http://www.matrixsl.com">www.matrixsl.com</a> and click on the resources tab		

## Electronic devices and communication applications

This solution provides a broad-based introduction to electronics and provides substantial syllabus coverage of the relevant BTEC First Award (Unit 7). It provides a series of practical investigations that allow students to unify theoretical work with practical skills - from bulbs in series to radio circuits. The kit is supplied with a comprehensive 60 page manual which includes experiments and notes for teachers.

## Learning objectives / experiments:

- Phototransistors and thermistors
- Diodes and their function
- Combinational logic
- Transistors as a switch/amplifier
- Operational amplifiers
- Timers
- Simple radio circuits

Ordering information	DIN	ANSI
Intermediate electronic engineering solution with storage, baseboard and power supply	LK3889-2	LK3889-2A
Corresponding curriculum	LK8293	
<b>You will also need:</b>		
Multimeter pack	LK1110	
For a list of included components, search for the product code at <a href="http://www.matrixsl.com">www.matrixsl.com</a> and click on the resources tab		



## Intermediate electrical and electronic engineering

This kit, with its accompanying workbook, is intended to reinforce the learning that takes place in the classroom or lecture room for intermediate level electrical engineering. The 70 page workbook provides a series of practical activities and investigations that are designed to complement learning in the classroom and a comprehensive set of teacher's notes is included.

### Learning objectives / experiments:

- Current and voltage measurement
- Current and voltage dividers
- Kirchoff's laws
- Power in DC circuits
- Electrostatics and capacitors
- AC measurements
- L-R, C-R and L-C-R circuits
- Transformers
- Diode characteristics
- Half and full wave bridge rectifiers

Ordering information	DIN	ANSI
Intermediate electrical and electronic engineering	LK9862	LK9862A
Corresponding curriculum	LK4583	

### You will also need:

Multimeter pack	LK1110
-----------------	--------

For a list of included components, search for the product code at [www.matrixsl.com](http://www.matrixsl.com) and click on the resources tab



## Three phase systems

This pack includes a suite of practical investigations into three phase systems and it includes a low voltage three phase generator and a low voltage three phase motor. The pack includes the parts needed to set up three phase systems based on star and delta topologies with balanced and unbalanced loads. Students work through the 33 page full colour workbook understanding three phase concepts as they progress. A 4 input Picoscope and current clamp is not included in the pack. Picoscope is optional. Current clamp is needed for some experiments.

### Learning objectives / experiments:

- Three phase circuits – star and delta
- Balanced and unbalanced loads
- Phase relationships in three phase systems
- Phase vectors
- Using a capacitor to create a phase shift for motors
- Three phase rectification – half and full
- Real, reactive and apparent power
- Three phase inductance and reactance
- Power in three phase systems
- Motors in three phase systems
- Using current clamps and PC oscilloscopes
- Power factor correction



## Industrial sensors, actuator and control application

This kit provides an introduction to the role of industrial controllers - under control of conventional controller software, as well as with third party applications like LabView™ and Visual Basic™. Students are given several industrial applications that they need to construct and develop programs for and sample applications in Flowcode, Visual Basic and LabView are provided.

### Learning objectives / experiments:

- DC motors with speed control
- Stepper motors
- Relays and solenoids
- Temperature and light sensors
- Potential dividers and their use
- Transistors as switches
- Electric controllers and their function
- Open and closed loop feedback
- Control system operation and function
- Control of systems using Flowcode, Visual Basic and LabView

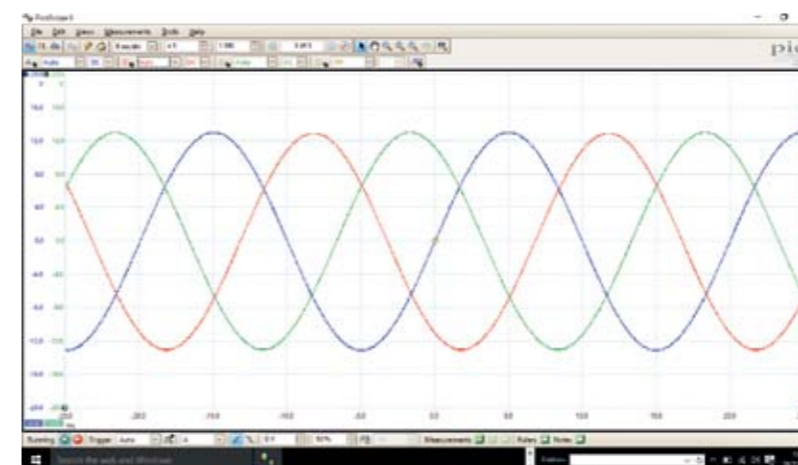


Ordering information	DIN	ANSI
Industrial sensor, actuator and control solution	LK5783-2	LK5783-2A
Industrial sensor, actuator and control solution on engineering panel	LK6499-2	LK6499-2A
Corresponding curriculum	LK8739	

### You will also need:

Multimeter pack	LK1110
-----------------	--------

For a list of included components, search for the product code at [www.matrixsl.com](http://www.matrixsl.com) and click on the resources tab



### Curriculum mapping

- Suitable for BTEC National unit 16: Three phase electrical systems
- Suitable for unit 52 of BTEC Higher National: Further electrical, electronics and digital principles

### Recommended

Pico 4 phase oscilloscope	HP5834
AC/DC current clamp	HP5561

### Ordering information

Three phase systems	LK4961
Corresponding curriculum	LK2686

For a list of included components, search for the product code at [www.matrixsl.com](http://www.matrixsl.com) and click on the resources tab



### Curriculum mapping

- Suitable for unit 1 of the BTEC National: Engineering principles
- Suitable for unit 3 of the BTEC Higher National: Engineering science
- Suitable for City & Guilds Engineering, unit 2850: Engineering



### Curriculum mapping

- Suitable for unit 36 of BTEC National: Programmable logic controllers
- Suitable for unit 45 of BTEC Higher National: Industrial systems
- Suitable for City & Guilds Engineering, unit 2850: Engineering



The system includes DC, AC, Three Phase and Brushless motor types as well as swinging-arm dynamometer and cradle (see above).



NEW

## Modern electrical machines system

This new solution is an intuitive and exciting way for students to explore the characteristics of electrical machines, in the form of electric motors and generators, which form part of our everyday lives; from the motor in our smartphones, buzzing to indicate a 'silent' message to the generator in a nuclear power station feeding power into the national grid for all our household appliances.

The equipment can be controlled either using manual controls on the control box or by using a set of PC-based applications. *Please note, manual control requires the use of separate voltage and current meters.*

To succeed in the study of this course, students should have previously studied (or should be currently studying) BTEC Level 3, Unit 1 (Engineering Principles) or should have equivalent knowledge at Level 2. A good grounding in GCSE level mathematics and science (Physics) is also desirable.

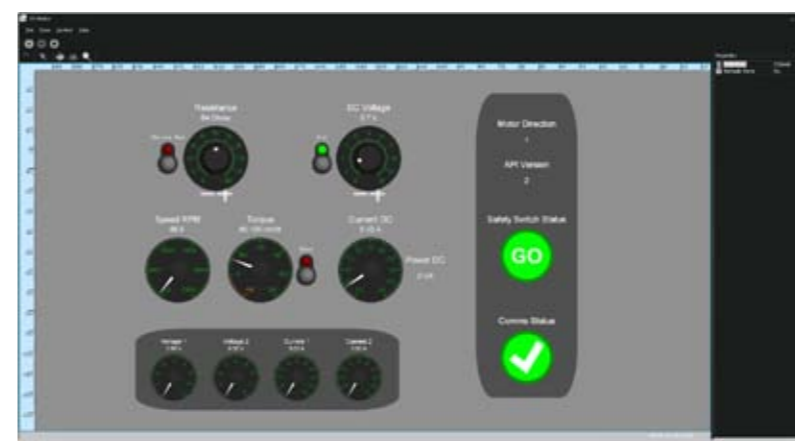
A full student manual is included, and equipment is supplied in our standard storage trays.

### Learning objectives / experiments:

- How to safely operate electrical machines.
- The function and operation of test meters and the dynamometer.
- How to determine current, voltage and power in DC, single phase AC and three phase AC circuits.
- How to measure torque, power output and efficiency of an electrical machine.
- The operation of DC motors and generators.
- The control of DC motors and generators.
- The operation of single-phase AC machines.
- The operation of the universal motor.
- The operation of a brushless motor.
- How to calculate the synchronous speed and slip on a single-phase AC motor.
- The operation of three phase AC induction motors.
- Speed control of a three phase AC induction motor using variable frequency drives.
- The operation of three phase AC permanent magnet generators (PMGs).
- The difference between real power, apparent power and reactive power and why power factor is important.
- How to calculate the efficiency of a system.
- Evaluate three phase electrical machines connected in 3-wire star and 3 wire delta configurations.

### Curriculum mapping

- Unit 15 of the BTEC National award in Engineering: Electrical machines
- Unit 31 of BTEC Higher National: Electrical systems and fault finding
- Unit 21 of BTEC Higher National: Electrical machines
- Unit 43 of BTEC Higher National: Further machines and drives
- Unit 45 of BTEC Higher National: Industrial systems
- Unit 15 of the BTEC National award in Engineering: Electrical machines
- Unit 31 of BTEC Higher National: Electrical systems and fault finding
- Unit 21 of BTEC Higher National: Electrical machines
- Unit 43 of BTEC Higher National: Further machines and drives
- Unit 45 of BTEC Higher National: Industrial systems



Above: The machines can be controlled manually, using the control box provided or through a PC based environment. Different panels are used, dependent on the motor type being studied.

### Ordering information

Modern electrical machines system	EM6637
Corresponding curriculum	CP6490



## Operational amplifiers add-on pack

This add-on pack can be added to one of our basic kits to allow students to investigate the properties and function of operational amplifiers. It is suitable for students studying engineering or applied science aged 16+. The solution includes a 33 page workbook with student instructions and teacher's notes.

### Learning objectives / experiments:

- Operational amplifier properties
- Comparator and Schmitt trigger
- Non-inverting and inverting amplifier
- Voltage follower
- Summing and different amplifier
- Active filter
- Relaxation oscillator



### Curriculum mapping


- Suitable for unit 21 of BTEC Higher National: Electrical machines
- Suitable for unit 43 of BTEC Higher National: Further machines and drives
- Suitable for use in a wide range of syllabuses

Ordering information	DIN	ANSI
Operational amplifiers add-on-kit	LK6906	LK6906A
Corresponding curriculum	LK3061	

### You will also need

Source - DC PSU, AC PSU and signal generator LK6999/LK2975

For a list of included components, search for the product code at [www.matrixsl.com](http://www.matrixsl.com) and click on the resources tab



## Combinational logic add-on pack

This kit is designed to be added to one of our basic kits to allow extended work in understanding logic gates and combinational logic systems. The pack starts by allowing students to understand basic logic gate operation and builds up to circuits and systems with up to four logic gates. A full set of worksheets and teacher's notes are provided.

### Learning objectives / experiments:

- Logic gates NOT, AND, NAND, OR, NOR, XOR
- Three input gates
- Equivalent gates
- Boolean expressions
- Combinational logic circuits: adder, encoder, multiplexer
- RS bistables



### Curriculum mapping

- Suitable for use in a wide range of syllabuses

Ordering information	
Combinational logic add-on pack	LK6904
Corresponding curriculum	LK2094

For a list of included components, search for the product code at [www.matrixsl.com](http://www.matrixsl.com) and click on the resources tab



## Transformer construction and operation

The Transformer construction and operation pack allows students to study not only how transformers work, but also study several different properties of induced magnetism. This kit consists of a plastic base, a laminated iron core, mounting fixtures, and six coils protected in a heat resistant film. Topics covered include Lenz' Law, Faraday's Law, how iron cores increase magnetic field strength, and electromagnetic induction itself. This versatile piece of equipment can also be used to teach about how transformers used by power companies carry electrical energy. Extensive instructions on how to use the apparatus as a demonstration as well as inquiry based lessons surrounding electromagnetic induction and transformers are included.

### Learning objectives / experiments:

- Power and energy in DC systems
- Power in AC systems, power factor, losses
- Transformer construction
- Reactive loads

Ordering information	
Transformer construction and operation pack	LK1989
Corresponding curriculum	CP1933

### You will also need

Source - DC PSU, AC PSU and signal generator LK6999/LK2975

For a list of included components, search for the product code at [www.matrixsl.com](http://www.matrixsl.com) and click on the resources tab



### Curriculum mapping

- Suitable for City and Guilds 8202 level 3



## Sequential logic add-on pack

The worksheets used with this kit assume a customer has bought one of our basic kits, like LK9071, as well as the Combinational logic add-on pack, LK6904. Together these kits allow students to do extended work in understanding sequential logic circuits and systems. The pack starts by allowing students to understand basic flip flop operation and builds up to the design of circuits and systems with three flip flops. A full colour workbook with teacher's notes is included.

### Learning objectives / experiments:

- JK Bistable
- D-type flip flop
- Monostables and bistables
- Synchronous and asynchronous circuits
- Debounce circuits
- Latches
- 3 stage counter
- BCD counter
- 7-segment displays
- 3 stage shift register - PISO and PIPO
- R2R ladder DAC




### Curriculum mapping

- Suitable for use in a wide range of syllabuses

Ordering information	
Sequential logic add-on pack	LK6905
Corresponding curriculum	LK9945

For a list of included components, search for the product code at [www.matrixsl.com](http://www.matrixsl.com) and click on the resources tab





### Curriculum mapping

- Suitable for use in a wide range of syllabuses

## Transistor amplifiers add-on pack

This add-on pack can be added to one of our basic kits to allow students to understand the use of transistors in amplifier circuits. Students construct a number of different types and classes of transistor amplifiers including classes A, B and AB, and analyse their behaviour. A full colour workbook, supplied in PDF format, contains all the experiments, worksheets and teacher's notes.

### Learning objectives / experiments:

- Testing transistors
- BJT transistor characteristics
- Transistor as a switch
- Transistor as an amplifier
- Transformer coupled amplifier
- Stabilised common-emitter amplifier
- Two-stage amplifier
- Push - pull amplifier

### Ordering information

Transistor amplifiers add-on pack	LK9435
Corresponding curriculum	LK4403

For a list of included components, search for the product code at [www.matrixsl.com](http://www.matrixsl.com) and click on the resources tab



### Curriculum mapping

- Suitable for unit 20 of the BTEC National: Analogue electronics circuits
- Suitable for unit 22 of BTEC Higher National: Electronic circuits and devices

## Principles and applications of electronic devices and circuits

This unit provides a practical introduction to basic electronic devices and analogue and digital electronic principles. It provides learners with an opportunity to investigate the operation of diodes, transistors, operational amplifiers, logic gates, and their associated circuits. The pack includes a full suite of worksheets and a teacher's guide.

### Learning objectives / experiments:

- Diodes and zener diodes
- Half wave rectifiers
- NPN and PNP transistors
- Transistors bias and circuits
- Transistor amplifiers
- Operational amplifiers
- Inverting and non-inverting amplifiers
- Filters and oscillators
- AND, OR, NAND, NOR, and NOT gates
- Combinational logic circuits
- RS and JK flip flops
- Counters and shift registers

### Ordering information

Principles and applications of electronic devices and circuits	LK9422
Corresponding curriculum	LK3061, LK9945, LK2094, LK4403

### You will also need

Source - DC PSU, AC PSU and signal generator	LK6999/LK2975
--	---------------

For a list of included components, search for the product code at [www.matrixsl.com](http://www.matrixsl.com) and click on the resources tab



### Curriculum mapping

- Suitable for unit 19 of the BTEC National: Electronic devices and circuits

## Advanced electronic principles

The experiments in this pack are designed for the more advanced students of electronics who need to understand the theory and practice of a wide range of electronic components and circuits: from basic diode circuits through to feedback and oscillator design. The 42 experiments are guided by a 100 page book and full instructor notes are included.

### Learning objectives / experiments:

- Semiconductor devices: diodes, zener diodes, transistors, photodiodes, thyristor, voltage regulator, operational amplifiers.
- Semiconductor circuits: Full and half wave rectifiers, transistors as switches and amplifiers
- Amplifiers: characteristics, power amplifiers (A, B, AB), inverting, non-inverting, tuned, integrator, differentiator, comparator, Schmitt, filters (high pass, low pass, band pass, notch)
- Amplifiers with feedback
- Oscillators: Wien bridge, twin T, RC ladder, LC coupled, crystal

### Instruments

Source - DC PSU, AC PSU and signal generator	LK6999/LK2975
--	---------------

Ordering information	DIN	ANSI
Advanced electronic principles	LK6804	LK6804A
Corresponding curriculum	LK3008	

For a list of included components, search for the product code at [www.matrixsl.com](http://www.matrixsl.com) and click on the resources tab

## TINA

TINA is a powerful yet affordable circuit simulation and PCB design software package for analysing, designing, and real time testing of analogue, digital, VHDL, microcontroller, and mixed electronic circuits and their PCB layouts. You can also analyse Switched Mode Power supplies, RF, communication, and optoelectronic circuits; and test microcontroller applications in a mixed circuit environment. Electrical engineers will find TINA an easy to use, high performance tool, while educators will welcome its unique features for the training environment.

### Learning objectives / experiments:

- Schematic entry with more than 20,000 component models
- Mixed signal circuit simulation
- Full simulation suite with virtual instruments
- PCB design with full data output for PCB manufacture and 3D visualisation
- Microcontroller circuit simulator for PIC, AVR and ARM with test and debug facilities from Assembler or C with external C compiler
- VHDL and Verilog design suite with simulation



### Curriculum mapping

#### BTEC National:

- Unit 19: Electronic design and circuits
- Unit 20: Analogue electronics
- Unit 22: Electronic circuit board design and manufacture

#### BTEC Higher National:

- Unit 52 of BTEC Higher National: Further electrical, electronics and digital principles
- Unit 47 of BTEC Higher National: Analogue electronics systems

### Ordering information

Please call us for pricing and versions



## Advanced electrical, electronic and digital principles

This pack brings together the different aspects of electrical, electronic and digital principles. Students start by understanding circuit theorems to analyse voltage and current in electrical circuits with passive components. Having learned the basic principles, students move on to understanding circuits containing reactive components with series and parallel combinations. Then they construct a number of different types and classes of amplifiers: discrete and based on op-amps. Finally, students investigate digital components and simple digital logic circuits. A full colour workbook with teacher's notes is available.

### Learning objectives / experiments:

- Series and parallel LCR circuits
- Frequency response and Q factor of reactive circuits
- Norton, Kirchoff, Thevenin theorems
- Transistor amplifiers – A, B, AB
- Logic gates NOT, AND, NAND, OR, NOR, XOR
- Simple logic gate circuits
- Combinational logic circuits
- Sequential logic circuits



### Curriculum mapping

- Suitable for unit 19 of BTEC Higher National: Electrical and electronic principles
- Suitable for unit 52 of BTEC Higher National: Further electrical, electronics and digital principles

Ordering information	DIN	ANSI	
Advanced electrical, electronic and digital principles	LK9044	LK9044A	
Corresponding curriculum	LK8473, LK8749		
<b>You will also need:</b>			
Multimeter pack	LK1110	Picoscope	HP8279
Source - DC PSU, AC PSU and signal generator			LK6999/ LK2975

For a list of included components, search for the product code at [www.matrixsl.com](http://www.matrixsl.com) and click on the resources tab



## Digital and analogue electronics systems

This pack provides a range of equipment for delivering the BTEC National unit in digital and analogue electronic systems. The microcontroller development board is a modern way of allowing students to investigate a range of digital systems that can easily be built using our Flowcode programming software: students can quickly design their own programme to investigate the factors in A/D and D/A systems. Students can also investigate fault finding in Analogue and Digital systems using our range of five fault finding panels including combinational logic with counter, power motor control, regulated AC power supply, Astable multivibrator, Class C transistor amplifier circuit.

### Learning objectives / experiments:

- Open and closed loop systems
- Testing electronic systems
- Analogue systems
- Digital systems
- Analogue to digital conversion
- Digital to analogue conversion
- Fault finding techniques
- Fault diagnosis in analogue and digital systems



### Curriculum mapping

- Suitable for unit 23 of the BTEC National: Digital and analogue electronics system

Ordering information	
Fault finding in electronic circuits	LK3566
PIC microcontroller system development kit	BL0502
Flowcode for 8-bit PIC	


## Fault finding in electronic circuits

This solution allows students to gain experience of fault finding on several analogue and digital systems. Students first learn how to use test equipment and test the major groups of active and passive components. Then students are given a fully working circuit so that they can understand the circuit's function. Supervisors then insert one of a number of faults on each circuit and the student must deduce the fault through the use of the appropriate instruments.

Faulty components are clearly marked underneath the carrier. Five fully tested and assembled circuits supplied.

### Learning objectives / experiments:

- Safety in fault finding
- Using multimeters
- PC based oscilloscopes
- Testing diodes and transistors



### Fault finding circuits:

- Combinational logic circuit
- Counter circuit
- Motor control circuit
- Regulated AC power supply circuit
- Astable multivibrator
- Class C transistor amplifier circuit



### Curriculum mapping

- Suitable for unit 13 of BTEC First in Engineering: Operation and maintenance of electronic systems and Unit 60, BTEC National in Engineering: Fault finding
- Suitable for unit 21 of the BTEC National: Electronic measurement and testing of circuits
- Suitable for City & Guilds Engineering, unit 2850; Engineering

Ordering information			
Fault finding in electronic circuits	LK3566		
Corresponding curriculum	LK9333		
<b>You will also need:</b>			
Multimeter pack	LK1110	Picoscope	HP8279

For a list of included components, search for the product code at [www.matrixsl.com](http://www.matrixsl.com) and click on the resources tab



## Power and energy electronics

This kit is suitable for teaching students the technology behind modern power electronics systems which are used to convert one form of electrical energy into another in vehicles, domestic energy systems and a new wave of electronics devices. The kit first explores power components including diodes, BJT, MOSFET, IGBT, SCR, thyristors and triacs and then moves on to showing how these are used in power circuits including rectifiers, converters and inverters. A full suite of worksheets is supplied which guides students through the learning activities. For this course a frequency adjustable three phase power supply is available which mimics the output of a wind turbine.

### Learning objectives / experiments:

- Diodes, BJT, MOSFET, IGBT, SCR, thyristors and triac components
- Speed control of DC motors
- Half and full wave rectifiers
- Fixed voltage regulators
- Buck and boost converters
- Modern power electronics topologies
- Sources of renewable energy



### Curriculum mapping

- Suitable for unit 17 of the BTEC National: Power and energy electronics
- Suitable for unit 43 of BTEC Higher National: Further machines and drives
- Suitable for unit 44 of BTEC Higher National: Industrial power, electronics and storage

Ordering information	
Power and energy electronics	LK3568
Corresponding curriculum	CP3666
<b>You will also need</b>	
Source - DC PSU, AC PSU and signal generator	LK6999/ LK2975

For a list of included components, search for the product code at [www.matrixsl.com](http://www.matrixsl.com) and click on the resources tab



COMING SOON

### Renewables and storage add-on kit

This kit is an add-on kit to the LK3568 Power & Energy Electronics kit and presents the user with a solution for studying curriculum containing learning objectives around renewable energy. We combine our Locktronics solution with a miniature clean energy technology system and energy meter. Students learn how to power an electrical circuit via a solar panel or wind turbine. Users can then go on to generate hydrogen through water electrolysis and convert it into electricity using a PEM fuel cell. Another optional part of this kit is for users to utilise the Hybrid vehicle demonstrator, which explains the processes and topology of a hybrid vehicle.

#### Learning objectives / experiments:

- Technology and methods behind energy production
- Electric vehicle configurations
- Circuit topology
- Sources of renewable energy
- Energy efficiency
- Power conversion

#### Curriculum mapping

- Suitable as an introduction to the BTEC Higher National unit 44: Industrial Power, Electronics and Storage
- Suitable for unit 17 of the BTEC National: Power and energy electronics



The Hybrid automotive principles kit is optional

Instruments	
Source - DC PSU, AC PSU and signal generator	LK6999/ LK2975
Ordering information	
Renewables and storage add-on kit	LK1069
Hybrid automotive principles on engineering panel	LK6483

COMING SOON

### Industrial systems

This kit is designed to educate the user about the way specific control systems are selected for industrial processes. Our industrial sense and control kit helps students to understand sensors and control systems in the context of industrial systems - to understand the components, the circuit diagrams, and the role of the Programmable Logic Controller (PLC).

Alongside the industrial sense and control kit, our electrical machines solution interfaces to MATLAB to capture data that can be used to model industrial systems. Furthermore, there is the ability to observe PID using MATLAB. From these outcomes, students will have the option to work out equations and predict the performance of a change to the systems in place.

The final equipment in this offering is our Internet of Things solution, which allows students to explore and consider current trends in technology including how they will influence the future of industrial systems.

#### Learning objectives / experiments:

- Input & output devices; open and closed loop systems
- Interfacing with transducers
- Controllers/PLCs and their function
- Control of systems using MATLAB
- Characteristics and use of AC and DC motors
- Consideration of the Internet of Things

#### Curriculum mapping

- Suitable for BTEC Higher National unit 45: Industrial systems



#### Ordering information

Industrial sensor, actuator and control solution	LK5783-2
Electrical machines system	EM6637
Internet of Things solution	BL0569



**Ghost & Flowcode provide:**

- In-Circuit-Test
- In-Circuit-Debug
- Software oscilloscope
- Packet decoder
- Auto-ID

### Programming Arduino microcontrollers

This pack guides students through the process of developing microcontroller-based electronic products using Arduino microcontrollers and is based on our new E-blocks2 range. The pack includes a range of downstream E-blocks2 boards, such as switches, LEDs, LCD and sensors and an Arduino shield complete with Arduino Uno board which features Ghost Technology (when used with Flowcode) – providing In-Circuit-Test, In-Circuit-Debug, software oscilloscope, logic analyser and packet decoder along with Auto-ID for your hardware.

Circuit connections are provided using one of our printed panels and students are guided through the process using a free course, provided online. The course is written to specific curriculum specifications from level 3 to level 5 and includes up to 50 hours of student-centered learning.

*This product is available as a development kit in Gratnell's tray with all necessary boards included. The programmer board can also be purchased separately with a "combo" board either with or without the printed panel.*

#### Learning objectives / experiments:

- Programming microcontrollers with flowcharts, or C (using Arduino IDE)
- Control hardware and specifications for Arduino microcontrollers
- Input and output devices
- Assembling and operating a microcontroller system
- Programming/coding constructs and techniques

#### Curriculum mapping


- Suitable for BTEC National Unit 6: Microcontroller systems for engineers
- Suitable for unit 46 of BTEC Higher National: Embedded systems
- Suitable for various City & Guilds qualifications at Level 2 and beyond



- Flowchart programming
- Full simulation capabilities
- Full C code editor
- Ghost technology
- See page 93 onwards



Ordering information	
Arduino microcontroller system development kit (modular)	BL0554
Arduino development centre and printed panel	BL0599
Arduino programmer and combo board	BL0544
Flowcode	



**Ghost & Flowcode provide:**

- In-Circuit-Test
- In-Circuit-Debug
- Software oscilloscope
- Packet decoder
- Auto-ID

### Programming PIC microcontrollers

This pack guides students through the process of developing microcontroller-based electronic products using PIC microcontrollers and is based on our new E-blocks2 range. The pack includes a range of downstream E-blocks2 boards, such as switches, LEDs, LCD and sensors and an 8-bit PIC programmer board which features Ghost Technology (when used with Flowcode) – providing In-Circuit-Test, In-Circuit-Debug, software oscilloscope, logic analyser and packet decoder along with Auto-ID for your hardware.

Circuit connections are provided using one of our printed panels and students are guided through the process using a free course, provided online. The course is written to specific curriculum specifications from level 3 to level 5 and includes up to 50 hours of student-centered learning.


*This product is available as a development kit in Gratnell's tray with all necessary boards included. The programmer board can also be purchased separately with a "combo" board either with or without the printed panel.*

#### Learning objectives / experiments:

- Programming microcontrollers with flowcharts, C or assembler
- Control hardware and specifications for PIC microcontrollers
- Input and output devices
- Assembling and operating a microcontroller system
- Programming/coding constructs and techniques

#### Curriculum mapping

- Suitable for BTEC National Unit 6: Microcontroller systems for engineers
- Suitable for unit 46 of BTEC Higher National: Embedded systems
- Suitable for WJEC A-level electronics
- Suitable for various City & Guilds qualifications at Level 2 and beyond



- Assembler code programming
- 40 hours of learning
- Full assembler included

- C code programming
- 40 hours of learning
- Full C compiler




- Flowchart programming
- Full simulation capabilities
- Full C code editor
- Ghost technology
- See page 93 onwards

Ordering information	
PIC microcontroller system development kit (modular)	BL0502
PIC development centre and printed panel	BL0562
PIC programmer and combo board	BL0505
Flowcode	
C for PIC microcontrollers	
Assembly for PIC microcontrollers	



Ghost & Flowcode provide:

- In-Circuit-Test
- In-Circuit-Debug
- Software oscilloscope
- Packet decoder
- Auto-ID



- Flowchart programming
- Simulation capabilities
- Ghost technology
- See page 93 onwards

### Curriculum mapping

- Suitable for unit 46 of BTEC Higher National: Embedded systems

## Programming dsPIC microcontrollers

This pack allows students to develop microcontroller-based electronic products using dsPIC microcontrollers and is based on our new E-blocks2 range. The pack includes a downstream "combo" board with switches, LEDs, LCD and sensors and a 16-bit dsPIC programmer board which features Ghost Technology (when used with Flowcode) – providing In-Circuit-Test, In-Circuit-Debug, software oscilloscope, logic analyser and packet decoder along with Auto-ID for your hardware. Circuit connections are provided using one of our printed panels.

*This product is available as a development kit in Gratnell's tray with all necessary boards included. The programmer board and combo board can also be purchased separately either with or without the printed panel.*

### Learning objectives / experiments:

- Programming dsPIC microcontrollers
- Control hardware and specifications for dsPIC microcontrollers
- Input and output devices
- Assembling and operating a microcontroller system
- Programming/coding constructs and techniques

#### Ordering information

dsPIC microcontroller system development kit	BL0503
dsPIC development centre and printed panel	BL0514
dsPIC programmer and combo board	BL0564

Flowcode

## Programming AVR microcontrollers

This pack allows students to develop microcontroller-based electronic products using AVR microcontrollers and is based on our new E-blocks2 range. The pack includes a downstream "combo" board with switches, LEDs, LCD and sensors and an AVR programmer board which features Ghost Technology (when used with Flowcode) – providing In-Circuit-Test, In-Circuit-Debug, software oscilloscope, logic analyser and packet decoder along with Auto-ID for your hardware. Circuit connections are provided using one of our printed panels.

*This product is available as a development kit in Gratnell's tray with all necessary boards included. The programmer board and combo board can also be purchased separately either with or without the printed panel.*

### Learning objectives / experiments:

- Programming AVR microcontrollers
- Control hardware and specifications for AVR microcontrollers
- Input and output devices
- Assembling and operating a microcontroller system
- Programming/coding constructs and techniques

#### Ordering information

AVR microcontroller system development kit	BL0591
AVR development centre and printed panel	BL0518
AVR programmer and combo board	BL0570

Flowcode

Ghost & Flowcode provide:

- In-Circuit-Test
- In-Circuit-Debug
- Software oscilloscope
- Packet decoder
- Auto-ID




- Flowchart programming
- Simulation capabilities
- Ghost technology
- See page 93 onwards

### Curriculum mapping

- Suitable for unit 46 of BTEC Higher National: Embedded systems

Ghost & Flowcode provide:

- In-Circuit-Test
- In-Circuit-Debug
- Software oscilloscope
- Packet decoder
- Auto-ID



- Flowchart programming
- Simulation capabilities
- Ghost technology
- See page 93 onwards

### Curriculum mapping

- Suitable for unit 46 of BTEC Higher National: Embedded systems

Ghost & Flowcode provide:

- In-Circuit-Test
- In-Circuit-Debug
- Software oscilloscope
- Packet decoder
- Auto-ID



- Flowchart programming
- Simulation capabilities
- Ghost technology
- See page 93 onwards

### Curriculum mapping

- Suitable for unit 46 of BTEC Higher National: Embedded systems

## Programming ARM microcontrollers

This pack allows students to develop microcontroller-based electronic products using ARM microcontrollers and is based on our new E-blocks2 range. The pack includes a downstream "combo" board with switches, LEDs, LCD and sensors and an ARM programmer board which features Ghost Technology (when used with Flowcode) – providing In-Circuit-Test, In-Circuit-Debug, software oscilloscope, logic analyser and packet decoder along with Auto-ID for your hardware. Circuit connections are provided using one of our printed panels.

*This product is available as a development kit in Gratnell's tray with all necessary boards included. The programmer board and combo board can also be purchased separately either with or without the printed panel.*

### Learning objectives / experiments:

- Programming ARM microcontrollers
- Control hardware and specifications for ARM microcontrollers
- Input and output devices
- Assembling and operating a microcontroller system
- Programming/coding constructs and techniques

#### Ordering information

ARM microcontroller system development kit	BL0546
ARM development centre and printed panel	BL0593
ARM programmer and combo board	BL0596

Flowcode

## Raspberry Pi development kit

This solution guides students through the process of developing systems to control a Raspberry Pi and connected development boards. The pack includes a downstream "combo" board with switches, LEDs, LCD and sensors and a Raspberry Pi programmer board which features Ghost Technology (when used with Flowcode) – providing In-Circuit-Test, In-Circuit-Debug, software oscilloscope, logic analyser and packet decoder. Circuit connections are provided using one of our printed panels.

*This product is available as a development kit in Gratnell's tray with all necessary boards included. The programmer board and combo board can also be purchased separately either with or without the printed panel.*

### Learning objectives / experiments:

- Working with Raspberry Pi architecture
- Control hardware and specifications for Raspberry Pi
- Human-computer-interfacing
- Input and output devices
- Assembling and operating a microprocessor system
- Programming/coding constructs and techniques

#### Ordering information

Raspberry Pi system development kit	BL0575
Raspberry Pi development centre and printed panel	BL0557
Raspberry Pi programmer and combo board	BL0560

Flowcode

NEW Arduino Solutions



Ghost & Flowcode provide:

- In-Circuit-Test
- In-Circuit-Debug
- Software oscilloscope
- Packet decoder
- Auto-ID

### Arduino GSM training course

This training solution provides a complete course in developing communication systems. In completing the 20 hour course, students will learn about communications systems, the AT command protocol, communications strategies and many aspects of project development and management. The solution includes a fully working mobile phone based on E-blocks. A 50 page teacher's manual contains a range of exercises and is available to download from our website.

#### Learning objectives / experiments:

- Programming:**
- General programming of systems including LCD, Keypad etc
  - RS232 protocol and programming
  - String construction and deconstruction in communications
  - The use of state machines in controlling electronic systems
- Communications:**
- RS232 communications and handshaking protocols
  - ASCII representation of characters in messages
  - AT command structure and command protocols used in telecommunications
  - Sending and receiving text messages in mobile phone systems
  - Modem control and messaging



#### Ordering information

Arduino GSM training course	BL0521
PIC GSM training course	BL0579

Requires Flowcode, which must be ordered separately

#### Curriculum mapping

- Suitable for courses in microcontrollers and digital communications at undergraduate level

NEW Arduino Solutions



Ghost & Flowcode provide:

- In-Circuit-Test
- In-Circuit-Debug
- Software oscilloscope
- Packet decoder
- Auto-ID

### Arduino Bluetooth training course

This 20 hour training solution allows students to carry out investigations into the Bluetooth standard using high level macros written in Flowcode. Students use the hardware, software (available separately) and curriculum (available to download from our website) to investigate various Bluetooth protocols and functions including the serial protocol (SPP), local area protocol (LAP) and the headset protocol (HPP). An 80 page teacher's manual covers system set-up, Bluetooth theory and a range of exercises for students to work through.

#### Learning objectives / experiments:

- Data communication between microcontroller and Bluetooth modules
- AT command structure and programming strategy in AT controlled systems
- Bluetooth visibility
- Device discovery, pass keys and addresses
- Responses - sequence flow and error checking
- Connecting and pairing
- Data communication
- Using Bluetooth for control applications
- Audio and implementation of the audio gateway
- Headset and telephone profiles



#### Ordering information

Arduino Bluetooth training course	BL0563
PIC Bluetooth training course	BL0506

Requires Flowcode, which must be ordered separately

#### Curriculum mapping

- Suitable for courses in microcontrollers and digital communications at undergraduate level

NEW Arduino Solutions



Ghost & Flowcode provide:

- In-Circuit-Test
- In-Circuit-Debug
- Software oscilloscope
- Packet decoder
- Auto-ID

### Arduino embedded internet training course

This 40 hour training solution gives students a full understanding of modern digital communications protocols and the development of embedded internet-based products. An 80 page teacher's manual is available to download from our website and covers system set-up, digital communications theory and contains a range of exercises for students to work through.

#### Learning objectives / experiments:

- OSI model and layers
- Ethernet, DLC, MAC, ARP, TCP, IP, UDP, ICMP, HTTP and POP3 protocols
- MAC packet structure and message creation using microcontrollers
- Communication strategy and information flow
- Packet injectors and debuggers

#### Labs include:

- ARP scanning
- Ping
- Time and date messages using UDP
- Sending HTML using HTTP protocol
- Receiving HTML
- Sending an email using SMTP protocol

#### Advanced tasks include:

- Custom messaging using UDP
- A firewall application



#### Ordering information

Arduino embedded internet training course	BL0535
PIC embedded internet training course	BL0531

Requires Flowcode, which must be ordered separately

#### Curriculum mapping

- Suitable for courses in microcontrollers and digital communications at undergraduate level

NEW Arduino Solutions



Ghost & Flowcode provide:

- In-Circuit-Test
- In-Circuit-Debug
- Software oscilloscope
- Packet decoder
- Auto-ID

### Arduino CAN bus training course

This 20 hour training solution is designed to facilitate the development and investigation of systems that use the CAN bus protocol. The solution is suitable for both automotive students and for electronics undergraduates. Four fully programmable CAN nodes are included in the solution, along with circuit boards which mimic the functions of indicator lamps, switches and sensors. A CAN bus analyser and message generator are also included. An 80 page teacher's manual contains a range of exercises for automotive technicians upwards and is available to download from our website.

#### Learning objectives / experiments:

- CAN technology, wiring, topology and networks
- CAN message structure and physical layer transmission
- Understanding CAN bus protocols
- Using buffers in CAN systems
- Using CAN transmit and receive messages
- Errors in CAN systems
- Programming techniques in CAN systems
- Masks and filters in CAN systems
- Higher level protocols
- Development of complete CAN systems based on microcontrollers



#### Ordering information

Arduino CAN bus training course	BL0587
PIC CAN bus training course	BL0589

Requires Flowcode, which must be ordered separately

#### Curriculum mapping

- Suitable for courses in microcontrollers and digital communications at undergraduate level

NEW Arduino Solutions



Ghost & Flowcode provide:

- In-Circuit-Test
- In-Circuit-Debug
- Software oscilloscope
- Packet decoder
- Auto-ID



### Arduino ZigBee training course

This training solution provides a complete 20 hour course in developing wireless area networks based on the ZigBee standard. It gives students who are familiar with microcontrollers an understanding of the programming techniques involved in developing ZigBee wireless communications systems. A ZigBee packet analyser is included in the solution, along with four fully working ZigBee nodes based on E-blocks. A 50 page teacher's manual contains a range of exercises and is available to download from our website.

#### Learning objectives / experiments:

- Zigbee protocols, message transmission and reception, and networks
- Zigbee principles, topologies and components
- Development of microcontroller based systems using Zigbee technology
- Moulding the network
- Adding nodes
- Expanding the network
- Reducing power consumption
- Dynamic networks
- Message routing
- Data logging gateways
- A complete modular fire and burglar alarm
- Improving network security



#### Ordering information

Arduino ZigBee training course	BL0536
PIC ZigBee training course	BL0516

Requires Flowcode, which must be ordered separately

#### Curriculum mapping

- Suitable for courses in microcontrollers and digital communications at undergraduate level

NEW Arduino Solutions



Ghost & Flowcode provide:

- In-Circuit-Test
- In-Circuit-Debug
- Software oscilloscope
- Packet decoder
- Auto-ID



### Arduino RFID training course

This training solution provides a complete 20 hour course in developing RFID systems. It gives students who are familiar with microcontrollers an understanding of the programming involved in developing RFID systems. An E-blocks RFID board and four RFID tags embedded into credit cards are included. This hardware allows students to learn about reading and writing transponder data in both I-code and Mifare mode. A 50 page teacher's manual contains a range of exercises and is available to download from our website.

#### Learning objectives / experiments:

- RFID systems and applications
- Configuring RFID readers
- Commands and syntax used in reading and writing data to and from RFID cards
- Communication with both Mifare and I-code systems
- Development of microcontroller based systems using RFID technology

#### Ordering information

Arduino RFID training course	BL0548
PIC RFID training course	BL0510

Requires Flowcode, which must be ordered separately

#### Curriculum mapping

- Suitable for courses in microcontrollers and digital communications at undergraduate level



### FPGA training course

This training solution provides a complete 40 hour course in the techniques of developing projects based on FPGAs using either Verilog or VHDL using an Altera FPGA and the free version of the Quartus design software, which requires registration with Altera. The equipment is ideal for learning and for project work and students can go on to develop more advanced projects which might even include embedding NIOS processors. A full instructors' manual is available to download from our website.

#### Learning objectives / experiments:

- FPGA design techniques
- Quartus development environment: top down and bottom up projects
- VHDL design language
- Verilog design language
- Combinational logic circuits: simple circuits, encoders, decoders, parity checkers, adders, subtractors, multipliers
- Sequential logic circuits: SR, D, JK flip flops, asynchronous up, down and BCD counters, synchronous binary up and down counters, state machines
- Project work



#### Ordering information

FPGA training course	BL0552
----------------------	--------

#### Curriculum mapping

- Suitable for unit 20 of BTEC Higher National: Digital principles
- Suitable for courses in electronics at undergraduate level

COMING SOON



### Internet of Things solution

The Internet of Things solution is designed to allow students to give consideration of current trends in technology, including the future of industrial systems, the impact of digital developments, the increase of wireless and remote control and the Internet of Things. Our IoT course is based on Arduino (also available based on a Raspberry Pi) and gives students the ability to program our E-blocks2 platform to send and receive data remotely via Wi-Fi using pre-built cloud-based services. Users can also develop their own cloud-based solutions (e.g. using ThingsSpeak). The IoT solution includes microcontroller-based hardware, pre-built web-based applications and a 15 hour course in Internet of Things system development.

#### Learning objectives / experiments:

- Development of microcontroller-based IoT applications
- Development of cloud-based IoT applications
- Exchanging data between IoT devices and cloud-based applications
- Security implications for IoT
- Remote datalogging, sensing and control

#### Ordering information

Internet of Things solution	BL0569
-----------------------------	--------

#### Curriculum mapping

- Suitable for BTEC Higher National unit 45: Industrial systems
- Suitable for Internet of Things related courses at level 3 and beyond

NEW



## Source - DC PSU, AC PSU and signal generator

This general purpose DC/AC power supply/signal generator has a wide range of applications in education: in Physics, Technology and Electronics.

The unit is housed in a rugged enclosure with a large graphical back-lit display and input controls conveniently located at the top front of the display. The power supply has a number of fixed DC voltage outputs as well as variable DC and AC outputs.

The AC signal generator output is presented in three forms:  $\pm 10V$  50ohm BNC output, high-power output via shrouded 4mm sockets for directly driving speakers and vibration generators, and a line-level output on a jack socket. This AC signal delivers 0.1Hz to 100kHz with sine, triangle, square and arbitrary waveform outputs.

The power supply operates from a supply of 110V or 240VAC.

### Specification

Output	Voltage	Current	Features
Signal generator: Sine, Square, Triangle, Sawtooth, Custom	Instrumentation 0.1Hz to 100kHz	50 Ohm DC coupled 10V p-p	BNC
	Audio Output 20Hz to 20kHz / AC power supply	Loudspeaker/Transducer AC coupled 10V p-p 1.3 Amp peak	4mm shrouded(-) 4mm shrouded(-)
		Line Out AC coupled 2V p-p 200 Ohm source impedance	Mono Jack
Power Supply	3-10V variable	up to 3A maximum	variable current limited, monitored
	+12V	up to 5A maximum	variable current limited, monitored
	+5V	up to 5A maximum	variable current limited, monitored
	-12V	up to 300 mA	current limited to 300mA

### Functions:


- Fixed -12V, 5V and +12V outputs
- Variable 3 - 10V DC output
- Signal generator output: 0.1Hz - 100kHz
- Dot matrix backlit user display
- Rugged continuously rotating control and buttons
- Supplied with technician voltage limiting software
- Shrouded safety connectors
- Waveform generator

### Ordering information

Source - DC PSU, AC PSU and signal generator	LK6999 / LK2975
--	--------------------

# Mechanical Engineering

Many of the mechanical engineering solutions found in this section of the catalogue are a suite of topics which work by users taking the base board (HP5000) and following the supplied worksheets in order to teach at levels 3 and 4 of the UK syllabus map. Also in this section, you will find solutions specially designed for mechanical engineers who are required to learn about typical electronic engineering topics such as microcontroller systems for engineers.



### Did you know?

You can view our extensive wealth of curriculum, worksheets and guides for all of the solutions in this catalogue for free, by visiting our Learning Centre at [www.matrixsl.com/learning](http://www.matrixsl.com/learning)

### Our learning solutions

- Are supplied with the necessary instructions and worksheets
- Are designed for students to work in pairs, to ensure maximum learning capacity is achieved
- Are extremely long-lasting and rugged and are covered by our standard warranty terms
- Include solutions for mechanical engineers faced with challenging units within their qualification, which are more common to electronic engineering





## Forces Kit

This kit includes a set of different plastic shapes which fit onto an essential base unit for experiments in centres of gravity of two-dimensional objects. It also includes pulleys, weights and a magnetic protractor for experiments in concurrent and non-concurrent coplanar forces and angles. The selection of pulleys and weights allows you to create force triangles, polygons and linked polygons. The guidance notes show how to analyse and predict forces using Bow's Notation and the parallelogram of forces. Worksheets, guidance notes and lecturer notes (with answers) needed for typical experiments are supplied with the essential base unit. Essential base unit and kit must be ordered separately.

### Learning objectives / experiments:

- Centre of gravity
- Force triangles
- Force Polygons and Bow's Notation
- Linked Polygons (non-current forces)

### Ordering information

Forces kit	HP5005
Essential base unit	HP5000

## Moments Kit

This kit includes a rigid beam for experiments in the principle of moments, extending to levers and beams. It shows the three main lever types (1st, 2nd and 3rd order) and includes an 'L' shape plate for experiments in bell crank levers. A pulley allows extra experiments with moments caused by oblique forces. The rigid beam allows experiments that show the use of moments to find unknown weights, creating simple beam balances. It also works with spring balances to show reaction forces on beams with point loads and uniformly distributed loads (UDLs). Worksheets, guidance notes and lecturer notes (with answers) needed for typical experiments are supplied with the essential base unit. Essential base unit and kit must be ordered separately.

### Learning objectives / experiments:

- Principle of moments
- Beam Balances
- 1st, 2nd and 3rd order levels
- Bell Crank Level
- Beam Reactions

### Ordering information

Moments kit	HP5010
Essential base unit	HP5000

### Curriculum mapping

- Suitable for unit 1 of BTEC National award: Engineering principles
- Suitable for unit 3 of BTEC Higher National: Engineering science
- Suitable for unit 8 of BTEC Higher National: Mechanical principles



### Curriculum mapping

- Suitable for unit 1 of BTEC National award: Engineering principles
- Suitable for unit 3 of BTEC Higher National: Engineering science
- Suitable for unit 8 of BTEC Higher National: Mechanical principles
- Suitable for unit 27 of BTEC National award: Mechanical principles in practice



## Deflection of beams and cantilevers Kit

This kit includes different beams and fixing blocks. The fixing blocks work as clamps or knife-edge supports. They hold the beams in different ways, such as a cantilever, simply supported, fixed (encastre) and a propped cantilever. Students set up a beam on the supports and add weights to deflect the beams. An accurate dial indicator measures the deflection at the point of loading. The choice of different beams allow extra experiments, showing the relationships between beam deflection and 'I' (second moment of area) value. They also allow comparisons of different beam material and how it affects deflection, introducing Young's Modulus. Students also use the cantilever for easy experiments showing the relationship between beam length and deflection. Worksheets, guidance notes and lecturer notes (with answers) needed for typical experiments are supplied with the essential base unit. Essential base unit and kit must be ordered separately.

### Learning objectives / experiments:

- Beam length and deflection
- Beam material and deflection (Young's Modulus)
- Beam 'I' value and deflection
- Beam supports (cantilever, propped cantilever, fixed beam and simply supported) and deflection

### Ordering information

Deflection of beam and cantilevers kit	HP5015
Essential base unit	HP5000

### Curriculum mapping

- Suitable for unit 1 of BTEC National award: Engineering principles
- Suitable for unit 2 of BTEC Higher National: Engineering Science
- Suitable for unit 3 of BTEC Higher National: Engineering science
- Suitable for unit 8 of BTEC Higher National: Mechanical principles
- Suitable for unit 27 of BTEC National award: Mechanical principles in practice



## Torsion of circular sections kit

This kit includes different circular section specimens and adjustable chucks which fit on to an essential base unit for experiments in torsion. Students fix the specimens in the chucks and apply weights to a lever arm. The arm applies a moment (torque) to one end of the specimen. A scale on the arm shows the angle of twist. Standard tests show the relationship between torsion and 'J' (polar second moment of area) value. Students use this to predict the twist angle for any given specimen. The choice of different specimens allows comparisons of different specimen material and how it affects torsion, introducing the Modulus of Rigidity. Students also move the chuck positions for easy experiments showing the relationship between specimen length and angle of twist. Worksheets, guidance notes and lecturer notes (with answers) needed for typical experiments are supplied with the essential base unit. Essential base unit and kit must be ordered separately.

### Learning objectives / experiments:

- Specimen length and angle of twist
- Specimen material and angle of twist (Modulus of Rigidity)
- Specimen 'J' value and angle of twist

### Ordering information

Torsion of circular sections kit	HP5020
Essential base unit	HP5000

### Curriculum mapping

- Suitable for unit 8 of BTEC Higher National: Mechanical principles



### Tensile tester kit

This kit includes specimens of different materials, which fit on to an essential base unit to show students the principles of tensile tests. Students use the tensile tester to stretch the specimens to destruction, while measuring the extension and force. The tests introduce students to tensile test terms including: overall stress and strain, yield properties, tensile strength and elongation. The choice of different specimens allows comparisons of different specimen material and how it affects its tensile properties. Worksheets, guidance notes and lecturer notes (with answers) needed for typical experiments are supplied with the essential base unit. Essential base unit and kit must be ordered separately.

#### Learning objectives / experiments:

- Tensile tests (to destruction) of different materials
- Finding the tensile strength of a material
- Material behaviour in the elastic and plastic region
- Creating a force and extension chart

#### Ordering information

Tensile tester kit	HP5025
Essential base unit	HP5000

### Simple harmonic motion kit

This kit includes different pendulums and a spring which fit onto an essential base unit to show students the principles and use of simple harmonic motion. Students test different pendulums and a spring to see how different factors, such as mass or pendulum length affect simple harmonic motion and the period of oscillation. The theory shows how to predict the period of oscillation for a given pendulum or spring for comparison with actual results. The kit includes an experiment with the Kater's pendulum that shows the relationship between simple harmonic motion and gravity, for prediction of gravity to a reasonable accuracy. The kit also introduces students to a simple 'spring rate' test, and key scientific terms such as moments of inertia and parallel axis theorem. Worksheets, guidance notes and lecturer notes (with answers) needed for typical experiments are supplied with the essential base unit. Essential base unit and kit must be ordered separately.

#### Learning objectives / experiments:

- Simple harmonic motion of simple, bifilar and trifilar pendulums of different length and mass
- Simple harmonic motion of a spring with different masses, and a simple spring rate test
- Simple harmonic motion of a compound pendulum
- Simple harmonic motion and gravity using a Kater's pendulum

#### Ordering information

Simple harmonic motion kit	HP5030
Essential base unit	HP5000

#### Curriculum mapping

- Suitable for unit 1 of BTEC National award: Engineering principles
- Suitable for unit 3 of BTEC Higher National: Engineering science
- Suitable for unit 9 of BTEC Higher National: Materials, properties and testing
- Suitable for unit 27 of BTEC National award: Mechanical principles in practice



#### Curriculum mapping

- Suitable for unit 8 of BTEC Higher National: Mechanical principles



### Friction and inclined plane kit

This kit includes parts which fit on to an essential base unit to show experiments in friction and forces on a flat or inclined plane. The plane has an inclinometer and adjustment to allow the student to set the plane to any angle between zero and 90 degrees. The parts include different friction surfaces, a roller set, a rolling car or sled with adjustable mass and a simple roller. Students fit the different parts to the plane and apply masses. They learn how different surface finishes and mass affect friction and how surface angles and mass affect forces around a body on a plane. The experiments introduce students to important engineering and scientific terms, such as the coefficient of friction, sliding friction and kinetic friction. The inclinable plane allows students to do the classic 'forces on an inclined plane experiments'. It also shows the relationship between frictional forces and angles other than horizontal. Worksheets, guidance notes and lecturer notes (with answers) needed for typical experiments are supplied with the essential base unit. Essential base unit and kit must be ordered separately.

#### Learning objectives / experiments:

- Forces on an inclined plane
- Rolling and Sliding Friction on different surfaces
- Kinetic and Static Sliding Friction between different surfaces
- Surface angle and friction between different surfaces

#### Curriculum mapping

- Suitable for unit 1 of BTEC National award: Engineering principles

#### Ordering information

Friction and inclined plane kit	HP5035
Essential base unit	HP5000

### Potential and kinetic energy kit

This kit includes a pendulum, a spring and a flywheel which fit onto an essential base unit for experiments in potential and kinetic energy. Students test each part to discover the difference between potential and kinetic energy and the transfer of energy from one form to another. The kit introduces students to key engineering terms such as 'moment of inertia' and 'elastic potential energy'. Worksheets, guidance notes and lecturer notes (with answers) needed for typical experiments are supplied with the essential base unit. Essential base unit and kit must be ordered separately.

#### Learning objectives / experiments:

- Kinetic and potential energy in a pendulum
- Elastic potential energy in a spring
- Kinetic energy in a flywheel



#### Curriculum mapping

- Suitable for unit 36 of BTEC Higher National: Advanced mechanical principles

#### Ordering information

Potential and kinetic energy kit	HP5040
Essential base unit	HP5000

### Drive systems kit

This kit includes three different drive systems, which fit on to an essential base unit, to show their relative advantages and disadvantages. Students test a universal coupling, a belt drive and a chain drive to see how they work and how they differ in the way they transfer motion (power). The kit includes extra parts to help show the importance of the angle of lap around a pulley and its relationship with friction. The kit introduces students to key engineering terms such as gear ratio, pulley ratio and efficiency. Worksheets, guidance notes and lecturer notes (with answers) needed for typical experiments are supplied with the essential base unit. Essential base unit and kit must be ordered separately.

#### Learning objectives / experiments:

- Power transfer, efficiency and direction in a belt drive
- Power transfer and efficiency in a chain drive
- Friction and angle of lap on a pulley

#### Ordering information

Drive systems kit	HP5045
Essential base unit	HP5000



#### Curriculum mapping

- Suitable for unit 8 of BTEC Higher National: Mechanical principles
- Suitable for unit 36 of BTEC Higher National: Advanced mechanical principles

### Gear trains kit

This kit includes a selection of different gears which fit on to an essential base unit for experiments to find their unique characteristics. The gears include Spur Gears, a Bevel Gear and a Worm Drive. The spur gears have two sets of teeth on the same shaft, allowing extra experiments in compound gear trains. Students test each set of gears to see how it works and note the differences in characteristics (such as efficiency, gear ratio and mechanical advantage) of each set. The gear sets are a selection of the most common sets, similar to those used in real applications, such as automobile gear boxes, domestic and industrial hand tools and clockwork instruments. Each has advantages and disadvantages that make them suitable for a particular job. The kit introduces students to key engineering terms such as gear ratio, efficiency, mechanical advantage and velocity ratio. Worksheets, guidance notes and lecturer notes (with answers) needed for typical experiments are supplied with the essential base unit. Essential base unit and kit must be ordered separately.

#### Learning objectives / experiments:

- Characteristics of Spur Gears, including single and compound gear trains and the 'idler' gear
- Characteristics of a Bevel Gear
- Characteristics of a Worm Drive

#### Ordering information

Gear trains kit	HP5055
Essential base unit	HP5000

### Simple mechanisms kit

This kit includes three popular mechanisms which fit on to an essential base unit for experiments in conversion of motion from linear to rotary or rotary to linear. These include the Scotch Yoke (sometimes called 'donkey crosshead' or 'slotted link'), the Crank and Slider and the Quick Return mechanisms. Students test each mechanism to see how it works and note the differences in the way that each mechanism converts the motion. The three mechanisms are the same as those used in real applications, such as combustion engines, power assisted valves or fluid pumping systems. Each has a unique way of converting motion, shown by the experiments. The kit introduces students to key engineering terms such as reciprocating motion, rotary to linear motion and linear to rotary motion. Worksheets, guidance notes and lecturer notes (with answers) needed for typical experiments are supplied with the essential base unit. Essential base unit and kit must be ordered separately.

#### Learning objectives / experiments:

- Conversion of motion using the 'Scotch Yoke' (or 'slotted link')
- Conversion of motion using the Quick Return mechanism
- Conversion of motion using the Crank and Slider

#### Ordering information

Simple mechanisms Kit	HP5060
Essential base unit	HP5000



### Cam, crank and toggle kit

This kit includes a crank and slider, which fit onto an essential base unit, to show the relative forces during crank motion. It also includes four popular cam shapes to show their different characteristics. Another set of parts in the kit shows the characteristics of a mechanical toggle. Students fit the crank and slider with weights and a spring balance to see the change in linear and rotational forces (moments) as the crank turns. They also use the slider with different followers on a set of four popular shape cams - heart, pear, spiral and round. This gives several cam and follower combinations to help students understand the different characteristics of each cam and why engineers choose between them for different applications. The last set of parts in the kit has a simple linkage that allows students to see the characteristics of a toggle mechanism. It shows the relative forces and angular conditions of the toggle in its initial state and how they affect the point at which it locks or 'snaps' into a horizontal state. The kit introduces students to key engineering terms such as a 'flat follower', a 'roller follower' and 'toggle action'. Worksheets, guidance notes and lecturer notes (with answers) needed for typical experiments with each kit are supplied with the essential base unit. Essential base unit and kit must be ordered separately.

#### Ordering information

Cam, crank and toggle kit	HP5050
Essential base unit	HP5000



#### Learning objectives / experiments:

- Displacement and angle characteristics of pear, heart, round and spiral cams
- Characteristics of a mechanical toggle
- Turning moments and forces during crank motion

### Spring tester kit

This versatile kit allows many experiments using different arrangements of its parts. Students, teachers or lecturers fit the parts of the kit to the essential base unit to study or demonstrate an engineering science topic. This kit includes different coiled springs for experiments in spring testing. These include extension springs, compression springs, parallel springs and springs that can connect in series. Students test the springs to prove Hooke's Law and find their spring rate, comparing it with given manufacturer's values. They also test springs in parallel and series to see how this affects the overall spring rate. The kit helps students to understand the link between spring rate, spring extension and the design and construction of springs. It introduces students to key engineering terms such as: Spring rate, Hooke's Law, Spring pretension. Worksheets, guidance notes and lecturer notes (with answers) needed for typical experiments are supplied with the essential base unit. Essential base unit and kit must be ordered separately.

#### Learning objectives / experiments:

- Spring extension
- Hooke's law
- Springs in parallel and series

#### Ordering information

Spring tester kit	HP1282
Essential base unit	HP5000

### Centrifugal force kit

This kit includes a manually rotated frame with a low-friction cantilever linkage. The frame has mounting positions for adjustable masses and a spring that applies a fixed frictional force value to a rotating drum. The range of mounting positions and masses allows many variations of the experiment to help students understand the relationships between the variables of speed, mass and radial position. Students fit the chosen masses to one side of the frame and an equal counterbalance to the opposite side of the frame. They rotate the assembly which will overcome the spring frictional force at a given speed, working as centrifugal clutch that regulates its own speed. The frame has a durable 'clicking' tab that students use with a stopwatch (supplied) to measure the speed. They use their measurements to calculate the forces due to the rotating masses and compare them with the opposing force from the spring. The kit introduces students to key engineering terms such as centrifugal and centripetal force, while explaining the fictitious term 'centrifugal' force and its accepted use. It also shows the use of 'radians' in rotational velocity measurement. Worksheets, guidance notes and lecturer notes (with answers) needed for typical experiments are supplied with the essential base unit. Essential base unit and kit must be ordered separately.

#### Ordering information

Centrifugal force kit	HP0232
Essential base unit	HP5000

### Bar linkages kit

This kit includes a selection of over 20 perforated bars of different lengths and pivots or 'joints' to allow students to create an unlimited choice of linkages. Students assemble the bars and joints in any arrangement and note how the linkage converts movement from one form to another (for example: rotary motion to linear motion). Bar linkages are one of the most basic mechanisms used in mechanical engineering. The kit includes magnetic 'wipeable' sheets and holders for non-permanent markers so the student can trace the relative movements of the linkages or joints. The kit introduces students to key engineering terms such as four-bar linkages, rotary and linear movement, and planar linkages. Worksheets, guidance notes and lecturer notes (with answers) needed for typical experiments are supplied with the essential base unit. Essential base unit and kit must be ordered separately.

#### Learning objectives / experiments:

- Conversion of motion through bar linkages
- Crank, rocker, double rocker, drag link, parallelogram
- Straight line linkages

#### Ordering information

Bar linkages kit	HP7622
Essential base unit	HP5000

### Additional mechanisms kit

This kit includes two popular mechanisms for experiments in conversion of motion from one form to another. These include the Geneva mechanism (sometimes called the Maltese Cross mechanism or crank and star), and a ratchet mechanism. Students test each mechanism to see how it works and note the differences in the way that each mechanism converts the motion. The two mechanisms are the same as those used in real applications, such as CNC machines, hand tools, turnstiles and lifting hoists. Each has a unique way of converting motion, shown by the experiments. Worksheets, guidance notes and lecturer notes (with answers) needed for typical experiments are supplied with the essential base unit. Essential base unit and kit must be ordered separately.

#### Learning objectives / experiments:

- Ratchet mechanisms
- Geneva mechanisms

#### Ordering information

Additional mechanisms kit	HP6207
Essential base unit	HP5000



#### Curriculum mapping

- Suitable for unit 36 of BTEC Higher National: Advanced mechanical principles



#### Learning objectives / experiments:

- Centripetal and centrifugal force
- Newton's second law
- Rotational dynamics
- Balancing masses



## Rotational friction kit

This kit includes a screw jack (or 'jackscrew'), a wedge and different bearings. It helps students understand how rotational friction affects the efficiency of popular machine elements and bearing materials. It shows why engineers choose some materials and devices above others for any given application. Students fit the parts to the base unit and apply effort and load weights to find their relative mechanical advantage and efficiency. The kit introduces students to key engineering terms such as: Mechanical advantage, Velocity ratio, Efficiency and Overhaul. Worksheets, guidance notes and lecturer notes (with answers) needed for typical experiments are supplied with the essential base unit. Essential base unit and kit must be ordered separately.

### Learning objectives / experiments:

- Friction, mechanical advantage, efficiency
- Bearings, wedges, screw jacks
- Machines using rotational friction

#### Ordering information

Rotational friction kit	HP8604
Essential base unit	HP5000

## Pulley kit

This kit includes a wheel and axle with single, double and triple wheel or 'sheave' pulleys for experiments in mechanical advantage. Students test fixed, movable and compound pulleys attached to load and effort weights to test their mechanical advantage. The kit includes a unique pulley - the Weston Differential pulley - to show how two different size sheaves on one pulley has a dramatic effect on mechanical advantage. The kit introduces students to key engineering terms such as machine efficiency, velocity ratio and 'work done'. Worksheets, guidance notes and lecturer notes (with answers) needed for typical experiments are supplied with the essential base unit. Essential base unit and kit must be ordered separately.

### Learning objectives / experiments:

- Efficiency and mechanical advantages of pulleys
- Simple and compound pulleys
- Wheel and axle pulleys
- Weston differential pulley

#### Ordering information

Pulley kit	HP9771
Essential base unit	HP5000



## Complete mechanics

This kit includes all of our mechanical experimentation kits, three base boards and a large storage trolley.

The Complete mechanics range consists of 18 experiment kits in fundamental Engineering Science topics common to most mechanical engineering disciplines. This includes the study of forces, moments, friction, materials science, vibration, gears, pulleys, chains and mechanisms. The system is modular, and each kit allows many experiments to be carried out making the system flexible and great value for money. Three essential base units are supplied with this kit.

### Learning objectives / experiments:

- Newton's laws of motion
- Dynamics
- Rotational dynamics
- Forces and moments
- Materials testing
- Simple machines
- Mechanisms
- Vibration, friction and energy

#### Ordering information

Complete mechanics	HP8797
--------------------	--------

## Linear and rotational dynamics

This kit includes a dynamics track, handheld datalogger with LCD screen, and a range of sensors and accessories that allow students and teachers to carry out a range of experiments in dynamics. The datalogger can be used independently of a PC for many experiments with data automatically passed to Excel for further analysis. The datalogger has a VGA output which makes the equipment perfect for classroom demonstrations. The equipment is supplied with a suite of worksheets and teacher support material.




### Learning objectives / experiments:

- Parameters of Kinetics: displacement, velocity, acceleration
- Equations of motion
- Parameters of dynamics: inertia, acceleration, force, momentum, mechanical work and power
- Newton's laws of motion, conservation of momentum and energy
- Linear and angular motion
- Rotational dynamics
- Simple harmonic motion



### Curriculum mapping

- Suitable for unit 1 of the BTEC National in Engineering: Engineering principles
- Suitable for unit 3 of BTEC Higher National: Engineering science
- Suitable for unit 8 of BTEC Higher National: Mechanical principles
- Suitable for unit 28 of the BTEC National in Engineering: Dynamic mechanical principles and practice



The datalogger included is fully self-contained and has a VGA output for connection to a projector for class demonstrations.

#### Ordering information

Linear and rotational dynamics	HP5099
--------------------------------	--------



### Thermodynamics kit

This kit allows engineering students to carry out a wide range of practical experiments in Thermodynamics to help them understand the temperature related behaviour of mechanical systems. The kit includes experimental apparatus including metal blocks with heating elements, linear rods with heaters, Leslie cube and Jolly bulb. The kit also includes measuring instruments such as digital thermometers, energy meter, and infrared thermometer. A downloadable manual covers all experiments and includes teacher's notes. A unique feature of the kit is that all the experiments can be completed just with electricity as the heat source – no Bunsen burner is required.

#### Learning objectives / experiments:

- Heat capacity of liquids
- Heat capacity of solids
- Linear expansion of heat
- Heat absorption
- Heat radiation
- Expansion of gases – Charles' law
- Boyle's law

#### Ordering information

Thermodynamics kit	HP4159
Corresponding curriculum	CP4261

#### You will also need:

Source – DC PSU, AC PSU and signal generator	LK6999 / LK2975
--	-----------------



#### Curriculum mapping

- Suitable for studying electricity as part of a Physics course aged 16 to 18 (A level courses in the UK)

NEW



### Engineering science kit

Our Engineering science kit is designed to meet the required outcomes of the Scottish Qualifications Authority (SQA). All aspects of the kit are available as individual units and include equipment for the study of pneumatic systems, electronic control systems, analogue systems, forces, moments, materials and programming robotics. The kit is perfect to give students an introductory or in depth overview into the key elements of engineering science principles.

#### Learning objectives / experiments:

- Understanding basic valves, cylinders, reservoirs, and various types of pneumatic circuits
- Current and voltage measurement and dividers, Kirchoff's laws, DC circuits, AC measurements, transformers and more
- Tensile tests, material behaviour and strength
- Principle of moments, beam balances and reactions, Bell Crank Level
- Centre of gravity, force triangles, force polygons and Bow's Notation
- Programming of microcontrollers and robotics using blocks, flowcharts or scripted code

#### Ordering information

Automatics essentials	AU9020
Compressor	AU1050
Intermediate electrical and electronic engineering	LK9862
Tensile tester kit	HP5025
Essential base unit	HP5000
Forces kit	HP5005
Moments kit	HP5010
Formula AllCode	

#### Curriculum mapping

- Suitable for delivery of the SQA qualification in Engineering Science at levels 4 and 5.



# Automation, Robotics & Mechatronics

Robotics is a relatively new area of focus for Matrix, however last year we developed two of the market's leading and most unique solutions based on the AllCode concept which means users can program our Formula AllCode and AllCode Robot Arm through the programming language of their choice. This is one of the first solutions of its kind in the industry. We're seeing more Mechatronic courses being developed year on year and as a result, our offering in mechatronics has also grown. We now present solutions for PLC programming, automation and pick and place.

*"At Aberystwyth University we were looking for an upgrade to the robots we used for teaching undergraduate coursework. After evaluating several different options we chose the Matrix Formula AllCode, as it provides an all-in-one solution including Bluetooth connectivity, a good range of on-board sensors and built-in battery charging circuitry. The PIC microcontroller used in the AllCode robots allows us to teach more advanced control courses than would be possible with similar Arduino-based products."*

Pete Todd, Aberystwyth University

#### Our learning solutions

- Are supplied with many hours of in-depth curriculum
- Are unique in their appearance and learning outcomes
- Give students the ability to focus on a broad breadth of programming languages
- For automation are compatible with industrial PLC's from the common industrial manufacturers



## Automatics essentials solution

This kit provides a complete introduction to pneumatic circuit design and construction. The curriculum pack includes a comprehensive set of worksheets that allow students to progress from first principles through to circuits of moderate complexity, including reciprocating circuits and generating sequences of movements.

The solution is intended for students in their early teens and older who are learning technology and engineering subjects. Tasks are designed to be suitable for pairs of students sharing a single kit.

Everything you will need to teach the course is included in the solution pack, with the exception of an air compressor.

### Learning objectives / experiments:

- Understanding the different varieties of valves and where each is appropriate in a system
- Understanding the basic types of cylinder, controlling speed and the factors that influence power output
- Combining valves to produce logic functions
- Semi-automatic and automatic reciprocation
- Creating sequences of movements
- Using reservoirs to create time delays
- Air bleed and pilot operated circuits
- Component symbols and circuit diagrams
- Staying safe when using air at high pressure



#### Ordering information

Automatics essentials solution	AU9020
Corresponding curriculum	AW2080

#### You may also need

Compressor	AU1050
------------	--------

For a list of included components, search for the product code at [www.matrixsl.com](http://www.matrixsl.com) and click on the resources tab

### Curriculum mapping

- Suitable for unit 12 of the BTEC national: Pneumatic and hydraulic systems
- Suitable for unit 29 of BTEC Higher National: Electro, pneumatic and hydraulic systems



## Electro-pneumatics add-on kit

This kit supplements the Automatics essentials solution by adding a selection of electrically operated valves and a range of sensors. By following the curriculum, students will learn how to use these new components to create systems in which pneumatics and electrical circuits are combined into complete systems.

The electrical components are connected together quickly and reliably using 4mm connectors, for which all of the necessary leads and accessories are provided. Electrical components are robustly mounted to the Automatics platform using the same 'tee' bolt system used for the pneumatic parts and are printed with standard circuit symbols.

Working two to a kit, students follow the detailed worksheets to gain a comprehensive understanding of electro-pneumatics. By the end of the course, students will be able to create reciprocating and sequential circuits, and will have an understanding of how these are used to solve real world engineering problems.

#### Ordering information

Electro-pneumatics add-on kit	AU9015
Corresponding curriculum	AW2079

For a list of included components, search for the product code at [www.matrixsl.com](http://www.matrixsl.com) and click on the resources tab

### Learning objectives / experiments:

- Understand the operation of electrically controlled pneumatic valves
- Use of electrical switching to control circuit operation
- Using microswitches to sense cylinder position
- Sensing position without physical contact using reed switches
- Expressing electrical circuits using ladder diagrams
- Electrically operated reciprocal circuits
- Sequential control circuits
- Analysing real world problems and formulating solutions

### Curriculum mapping

- Suitable for unit 12 of the BTEC national: Pneumatic and hydraulic systems
- Suitable for unit 29 of BTEC Higher National: Electro, pneumatic and hydraulic systems

Also available with Rpi MIAC and Arduino MIAC



### Learning objectives / experiments:

- Reading sensors and switches
- Issuing commands to the pneumatic circuits
- Learning the difference between digital and analogue signals
- Using flowcharts to visualise programs
- Program flow and decision making
- Programming sequences
- Using feedback to enhance reliability and improve safety




For a list of included components, search for the product code at [www.matrixsl.com](http://www.matrixsl.com) and click on the resources tab

### Curriculum mapping

- Suitable for unit 12 of the BTEC national: Pneumatic and hydraulic systems
- Suitable for unit 29 of BTEC Higher National: Electro, pneumatic and hydraulic systems

Control add-on pack with 12 or 24V compatibility now available

Works with Siemens S7, Mitsubishi, Omron or any standard PLC which fits onto a 50 mm DIN rail



For a list of included components, search for the product code at [www.matrixsl.com](http://www.matrixsl.com) and click on the resources tab

### Curriculum mapping

- Suitable for unit 29 of BTEC Higher National: Electro, pneumatic and hydraulic systems
- Unit 36 of the BTEC National: Programmable logic controllers

## Pneumatics control add-on kit

This kit extends your Automatics pneumatics solution by adding a powerful programmable microcontroller unit, the MIAC, together with the pneumatic components necessary to put it through its paces.

By following the included curriculum, students will learn how the combination of a controller and custom software can create powerful and flexible pneumatic systems.

Students will learn how to establish the state of a pneumatic machine using sensors, the use of logic to process that data and the issuing of commands to the included solenoid valves.

Two versions of the curriculum are supplied. In the first, students use pre-programmed control systems supplied in the MIAC's built in memory. A more advanced course, Control plus, teaches students how to write their own programs for the controller.

This kit can also be supplied without the MIAC PLC, for those who wish to integrate their own industrial PLC into our system. Please see ordering information below, the product at the bottom of the page, or contact us for more information.

#### Ordering information

Automatics control add-on kit (12V) with MIAC	AU9010
Automatics control add-on kit (24V) no MIAC	AU9030
Corresponding curriculum	AW4956 / AW4957

#### You may also need

Automatics essentials solution	AU9020
Flowcode	

## Pneumatics with your own PLC

We are now able to supply pneumatics training equipment which can be used with any PLC with the Automatics PLC adaptor rail. The Adaptor rail allows students to connect to relay and motor outputs using standard 4mm connectors which connect directly to other Automatics components. This pack combines standard pneumatics components with Control pneumatics components to provide a complete learning platform for pneumatics and PLC programming in one package. A PLC is not included. Any programming language - including ladder logic - can be used. Worksheets are based on flow charts. PLC adaptor modules included: power distribution, inputs (8), motor outputs (8), relays (4).

### Learning objectives / experiments:

- Pneumatic components, circuits and circuit diagrams
- Sensors and switches in pneumatic systems
- Digital and analogue signals
- PLC programming with ladder logic or block diagrams
- PLC inputs and outputs
- Logic functions

#### Ordering information

PLC Adaptor - input module	HP6700
PLC Adaptor - power module	HP6711
PLC Adaptor - motor module	HP6723
PLC Adaptor - relay module	HP6752
PLC adaptor - mounting bracket	HP6785

#### You may also need

Automatics essential solution	AU9020
Automatics control add-on kit (24V) no MIAC	AU9030



NEW

## Pneumatics control with S7-1200 Siemens PLC add-on

This kit can be added to the Automatics essentials solution to produce learning outcomes for those wishing to study about rugged, industrial PLCs. By following the provided curriculum, students will learn how the combination of a rugged Siemens industrial controller and related software can create powerful and flexible pneumatic systems. Students will learn how to establish the state of a pneumatic machine using sensors, the use of logic to process that data and the issuing of commands to the included solenoid valves.

Two versions of the curriculum are supplied. In the first, students use pre-programmed control systems supplied in the Siemens S7-1200's built in memory. A more advanced course, Control plus, teaches students how to write their own programs for the PLC.

### Learning objectives / experiments:

- Reading sensors and switches
- Issuing commands to the pneumatic circuits
- Learning the difference between digital and analogue signals
- Using flowcharts to visualise programs
- Program flow and decision making
- Programming sequences
- Programming industrially rugged programmable logic controllers PLC
- Using feedback to enhance reliability and improve safety

# SIEMENS




### Curriculum mapping

- Suitable for unit 12 of the BTEC national: Pneumatic and hydraulic systems
- Suitable for unit 29 of BTEC Higher National: Electro, pneumatic and hydraulic systems
- Unit 36 of the BTEC National: Programmable logic controllers

#### Ordering information

Pneumatics control with S7-1200 Siemens PLC add-on	AU9077
--	--------



### Learning objectives / experiments:

- Single and double acting cylinders
- Three port valves, valve actuators, flow control valves, five port valves, pilot-operated five port valves
- Piston speed control with flow control valves
- Semi-automatic return circuits, automatic return circuits and applications
- Reservoirs, time delays and applications, diaphragm valves, pressure decay sensing
- AND and OR functions
- Sequential circuits and applications, cascade method
- Electrical control of pneumatics with solenoid valves, switches, toggle switches, microswitches, reed switches, and computer control
- Circuit diagrams and circuit symbols
- Force exerted by a cylinder and calculations
- Instroke and outstroke forces and calculations
- Construction of pneumatic and electropneumatic systems

### Curriculum mapping

- Suitable for much of unit 24 of the BTEC First award in Engineering : Operation and maintenance of fluid power systems and components.



For a list of included components, search for the product code at [www.matrixsl.com](http://www.matrixsl.com) and click on the resources tab

### Curriculum mapping

- Suitable for unit 6 of BTEC Higher National: Mechatronics
- Suitable for AQA Tech-level in Engineering: Mechatronics
- Suitable for OCR Cambridge Technicals in Engineering at Level 3

## Automatics interactive courseware

The Automatics interactive courseware is a complete pneumatics and automation curriculum in the form of an interactive PC application.

Students are guided through the construction of systems using onscreen simulations of the physical Automatics components and a simple drag and drop interface.

The courseware is a complete curriculum, covering everything from basic component identification and learning circuit symbols, through to the construction of complete automated systems.

The similarity between the graphical representation and real components then make it very simple for students to apply what they have learned when they are constructing real systems using the Automatics hardware solutions.

Automatics interactive courseware is compatible with all versions of Windows and has very modest PC requirements. It is available with an educational site licence.

#### Ordering information

Automatics interactive courseware site licence	AW20780
--	---------

## Mechatronic systems

This pack contains products from three of our ranges of equipment: Locktronics, E-blocks and Automatics. The pack includes a wide variety of resources suitable for studying mechatronics using three types of control system: a PIC microcontroller, a micro PLC, and a PC. Students can learn the basics of control using flow charts before progressing to other languages like C++ or LabView software (C++ and LabView not included). A wide range of curriculum is included in the packs covering Industrial sense and control, flow chart programming of microcontrollers, Industrial sense and control with C++ or LabView programming, and design of pneumatic control systems. Further curriculum options for programming in C or Assembly are available.

### Learning objectives / experiments:


- PIC and controller programming using flow charts
- Programming options: Flowcode, Embedded C, Assembly, C++ or LabView
- Mathematical models of sensors
- PID control of DC motors with speed and position (2nd order)
- Sensors: thermistor, light, thermocouple, rotary, Gyroscope, Hall effect, PIR, Cap touch, Magnetometer, Ultrasonic, Colour
- Actuators: relays, stepper motors, DC motors with feedback, servo motors



#### Ordering information


Mechatronic systems	HP4550
Corresponding curriculum	LK8739, AW2080, AW4956, WS0247





## AllCode robot arm production cell

Our robot arm production cell consists of a rugged servo controlled 6 degrees of freedom arm bolted to a base plate and a mat that provides a range of exercises mimicking industrial robot arm production cells. The arm itself delivers accurate and repeatable movement with base rotation, single plane shoulder, elbow, wrist motion, a functional gripper, and a wrist rotator. The arm is controlled by a dsPIC microcontroller with combo board (16 switches, 16 LEDs, 2 line 16 character LCD, quad 7-seg display and sensors), colour sensor board and Bluetooth board from our E-blocks range. The board can be programmed directly from Flowcode for dsPIC, or Microchip's MPLAB. A full Flowcode simulation is available free of charge. The control system is also shipped with a full Application Program Interface so that the robot can be controlled using any Bluetooth enabled device such as a PC, Android, or Apple MAC device using a range of software applications including C++, LabView, Python, and App Inventor as well as remote applications over the web. The kit is supplied with a number of coloured counters which can be moved by the arm into different locations in the work cell. A teacher's guide is available for download from our web site.



### Learning objectives / experiments:

- Robot cell design and programming
- Microcontroller programming
- Sensors and actuators in robotics
- Kinematics: 3D movement in robotic systems
- Web based control
- Programming in many languages


### Curriculum mapping:

- Suitable for unit 6 of the BTEC National: Microcontroller systems for engineers
- Suitable for unit 15 of BTEC Higher National: Automation, robotics and PLCs
- Suitable for unit 38 of the BTEC National: Web site production to control devices



#### Ordering information

AllCode robot arm production cell	RB6231
Corresponding curriculum	CP8656



See Formula AllCode section for full details

### Curriculum mapping

- Suitable for unit 6 of the BTEC National: Microcontroller systems for engineers
- Suitable for unit 15 of BTEC Higher National: Automation, robotics and PLCs
- Suitable for various City & Guilds qualifications at Level 2 and beyond

## Introduction to Robotics

This training solution provides a course in robotics with a sequence of staged exercises including line following and maze solving. The course makes use of the high-specification Formula AllCode robot which can be programmed with a number of languages on various operating systems including Flowcode, App Inventor, Python and LabView. This is great for introducing students to programming and robotics in a fun and motivating way with huge scope for further work and competitions. The solutions are supplied with a large double-sided task mat and a set of maze walls.

### Learning objectives / experiments:

- Microcontroller programming and robotics
- Programming concepts: input, system, output, loops, decision, subroutine, go to, calculations, delays, simple variables, A/D conversion
- Robotic components: switches, LEDs, light sensors, distance sensors, infrared sensors, audio level sensors, speaker, motor drivers, motors and gearboxes
- Robotic tactics including logo-like commands, power control, motion control and steering, motor characterisation, obstacle avoidance
- Progressive exercises include: light following, line following, song and dance, time trials, races, simple maze solving, creating custom mechanics



#### Ordering information

Formula AllCode deluxe kit	RB7971
Formula AllCode standard class set	RB7240
Formula AllCode deluxe class set	RB7518
Corresponding curriculum	CP5894

## Formula AllCode football mat add-on

This football pitch is an add-on pack for our Formula AllCode which allows you to run football competitions to motivate and challenge your students. The pitch consists of a number of plastic walls that screw together to form the goals and corners, and a printed mat that goes underneath the walls. Ideally you would glue the mat to a plywood or MDF board. Two table tennis balls are included. Students are tasked with programming their mobile phones using App Inventor, or similar, to control their AllCode robots. Ideally 3 robots to a team.

*Note: This add-on requires the Formula AllCode maze walls which feature in the RB7971, RB7240, RB7518 and are also available separately (see below).*



### Learning objectives / experiments:

- Programming mobile phones
- Football algorithm development

### Curriculum mapping

- Suitable for technology or computer science syllabuses.




#### Ordering information

Formula AllCode football mat add-on	RB4938
Maze walls	RB8962

# Manufacturing engineering

The heart of our manufacturing engineering range is based on our new MicroCNC range of machines. The concept of these low cost CNC machines is simple: allow students to individually get lots of practice in manufacturing on a lower specification CNC machine before they progress to a more advanced industrial or educational machine. The machines are low voltage, low power, safe, easy to store and low cost. But don't be fooled: they are programmed just like production CNC machines, and the hours students spend on them really prepares students for CNC manufacturing.



We have developed an impressive learning process for students in this section:

- First, students design their parts using familiar CAD packages such as Autodesk, Solidworks or other software.
- Then, students take their designs to Deskproto or CamBam software (supplied by us), and use one of our MicroCNC machines alongside a Windows based G code editor to manufacture real parts.

This lower cost route to teaching design and manufacture using CNC technology gives students a great introduction to the principles of manufacturing engineering.

## MicroCNC system controller and base plate




The MicroCNC system controller and base plate allows you to control our MicroCNC machines using a variety of software packages. The CNC system controller is compatible with our range of multi axis CNC machines. The base plate includes all power supplies and an industrial standard computer with stepper motor driver circuitry and a USB port for connection to your PC. The unit is fitted with a single IEC mains connector and includes a number of output sockets for the stepper motors of the CNC machines. The individual machine components are easily fastened to the base plate, providing a solid and tidy machine which can easily be put away for storage. Windows compatible.

### Ordering information

MicroCNC system controller and base plate	CN4079
---	--------

## 2-axis MicroCNC lathe



The 2-axis MicroCNC lathe allows students to understand how G codes are used to control a CNC lathe. The two stepper motors and DC motor connect to our CNC system controller hardware to allow full control of the lathe using the G code file host software. Students can use the hardware and lathe to see how each G code command affects the lathe operation and they can create complex work pieces from wax cylinders.

This kit is stored in our standard plastic storage tray and can be assembled in minutes.

### Learning objectives / experiments:

- Lathe construction and operation
- Simple G and M code protocol
- CNC machine operation using G codes
- Creation of milled parts using CNC technology

*Supplied as a kit which needs modest assembly.  
You will also need: MicroCNC system controller and base plate*



### Curriculum mapping

- Suitable for unit 23 of BTEC Higher National: CAD/CAM
- Suitable for unit 43 of the BTEC National award in Engineering : Manufacturing CNC machine processes
- Suitable for various City & Guilds qualifications at Level 2 and beyond

### Ordering information

2-axis MicroCNC lathe	CN2668
MicroCNC system controller and base plate	CN4079
Corresponding curriculum	CP7449

### You will also need

CamBam software	CN8332/ CN2171
-----------------	-------------------



### 3-axis MicroCNC milling machine

The 3-axis MicroCNC milling machine allows students to understand how G codes are used to control a CNC operated milling machine. The three stepper motors and DC motor connect to our CNC system controller hardware to allow full control of the miller using the G code file host software. Students can use the hardware and software to see how each G code command affects the machine operation and create complex work pieces from polyurethane blocks or acrylic pieces.

#### Learning objectives / experiments:

- 3-axis CNC machine construction
- Simple G and M code protocol
- CNC machine operation using G codes
- Creation of milled parts using CNC technology


You will also need: MicroCNC system controller and base plate

#### Ordering information

3-axis MicroCNC milling machine	CN4234
MicroCNC system controller and base plate	CN4079
Corresponding curriculum	CP7449

#### You will also need

Deskproto CAM software	CN2498/ CN3075
------------------------	-------------------



### 4-axis MicroCNC milling machine

The 4-axis MicroCNC milling machine allows students to understand how G codes are used to control a CNC operated milling machine. The four stepper motors and DC motor connect to our CNC system controller hardware to allow full control of the miller using the G code file host software. Students can use the hardware and software to see how each G code command affects the machine operation and create complex work pieces from polyurethane blocks or acrylic pieces.

#### Learning objectives / experiments:

- 4-axis CNC machine construction
- Simple G and M code protocol
- CNC machine operation using G codes
- Creation of milled parts using CNC technology

Supplied as a kit which needs modest assembly.

You will also need: MicroCNC system controller and base plate.

#### Ordering information

4-axis MicroCNC milling machine	CN8285
MicroCNC system controller and base plate	CN4079
Corresponding curriculum	CP7449

#### You will also need

Deskproto CAM software	CN2498/ CN3075
------------------------	-------------------

### Complete MicroCNC set

This kit of parts allows students to assembly all four of our MicroCNC machines (only one at any one time). The kit is supplied with all necessary parts and is shipped with a full manual describing how each machine can be assembled. When combined with our system controller and base plate, students can then program each machine to manufacture parts in wax, acrylic and polyurethane blocks using G code editor supplier.

#### Learning objectives / experiments:

- Construction of a range of CNC machines
- G and M code commands and CNC programming
- Manufacturing a part using a G code editor
- Design of parts using a 3D package
- Manufacture of parts using a CAD CAM tool chain

You will also need the MicroCNC system controller and base plate

#### Curriculum mapping

- Suitable for unit 23 of BTEC Higher National: CAD/CAM
- Suitable for unit 43 of the BTEC National award in Engineering : Manufacturing CNC machine processes
- Suitable for various City & Guilds qualifications at Level 2 and beyond



#### Ordering information


Complete MicroCNC set	CN3885
MicroCNC system controller and base plate	CN4079
Corresponding curriculum	CP7449

#### You will also need

Deskproto CAM software	CN2498/ CN3075
CamBam software	CN8332/ CN2171

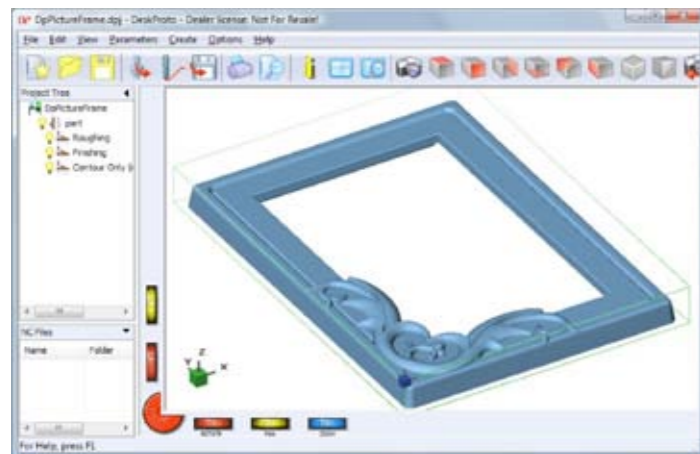
#### Curriculum mapping

- Suitable for unit 23 of BTEC Higher National: CAD/CAM
- Suitable for unit 43 of the BTEC National award in Engineering : Manufacturing CNC machine processes
- Suitable for various City & Guilds qualifications at Level 2 and beyond



#### Curriculum mapping

- Suitable for unit 23 of BTEC Higher National: CAD/CAM
- Suitable for unit 43 of the BTEC National award in Engineering : Manufacturing CNC machine processes
- Suitable for various City & Guilds qualifications at Level 2 and beyond



## Deskproto CAM software

Whilst our CAD/CAM simulation software can produce G code files from very simple shapes, the Deskproto software takes this function to the next level. Deskproto can import STL files from any 3D CAD program, calculate CNC toolpaths and then write a G code program file for any brand of CNC milling machine - 3-axis, 4-axis or 5-axis. Deskproto is used by a wide variety of industrial companies as well as educational institutions.

This software is compatible with Solidworks, AutoCAD and other CAD packages.

*Compatible with 3-axis milling machine, 4-axis milling machine and the complete MicroCNC set*

### Ordering information

Deskproto single license	CN3075
Deskproto site license	CN2498

## CamBam software

CamBam is an application to create CAM files, G code, from CAD source files or its own internal geometry editor and has many users worldwide from CNC hobbyists to professional machinists and engineers.

CamBam currently supports:

- Reading from and writing to 2D DXF files
- 2.5D profiling machine operations with auto-tab support
- 2.5D pocketing operations with auto island detection
- Drilling (Normal, Peck, Spiral Milling and Custom Scripts)
- Engraving
- True Type Font (TTF) text manipulation and outline (glyph) extraction
- Conversion of bitmaps to heightmaps
- 3D geometry import from STL, 3DS and RAW files
- 3D surfacing operations
- Extendable through user written plugins and scripts

*Compatible with 2-axis lathe and the complete MicroCNC*

### Ordering information

CamBam single license	CN8332
CamBam site license	CN2171



## Automatics essentials solution

This kit provides a complete introduction to pneumatic circuit design and construction. The curriculum pack includes a comprehensive set of worksheets that allow students to progress from first principles through to circuits of moderate complexity, including reciprocating circuits and generating sequences of movements.

The solution is intended for students in their early teens and older who are learning technology and engineering subjects. Tasks are designed to be suitable for pairs of students sharing a single kit.

Everything you will need to teach the course is included in the solution pack, with the exception of an air compressor.

Learning objectives / experiments:

- Understanding the different varieties of valves and where each is appropriate in a system
- Understanding the basic types of cylinder, controlling speed and the factors that influence power output
- Combining valves to produce logic functions
- Semi-automatic and automatic reciprocation
- Creating sequences of movements
- Using reservoirs to create time delays
- Air bleed and pilot operated circuits
- Component symbols and circuit diagrams
- Staying safe when using air at high pressure

Curriculum mapping

- Suitable for unit 12 of the BTEC national: Pneumatic and hydraulic systems
- Suitable for unit 29 of BTEC Higher National: Electro, pneumatic and hydraulic systems

### Ordering information

Automatics essentials solution	AU9020
Corresponding curriculum	AW2080

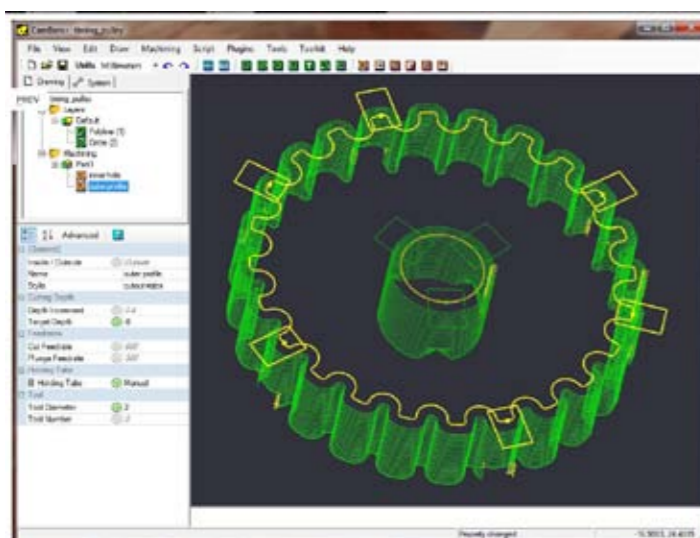
### You may also need

Compressor	AU1050
------------	--------

For a list of included components, search for the product code at [www.matrixsl.com](http://www.matrixsl.com) and click on the resources tab

## Curriculum mapping

- Unit 23 of BTEC Higher National: CAD/CAM
- Unit 40 of the BTEC National award in Engineering: Computer Aided Manufacturing
- Unit 43 of the BTEC National award in Engineering: Manufacturing CNC machines processes
- Suitable for various City & Guilds qualifications at Level 2 and beyond



## Curriculum mapping

- Unit 23 of BTEC Higher National: CAD/CAM
- Unit 40 of the BTEC National award in Engineering: Computer Aided Manufacturing
- Unit 43 of the BTEC National award in Engineering: Manufacturing CNC machines processes
- Suitable for various City & Guilds qualifications at Level 2 and beyond



## Electro-pneumatics add-on kit

This kit supplements the Automatics essentials solution by adding a selection of electrically operated valves and a range of sensors. By following the curriculum, students will learn how to use these new components to create systems in which pneumatics and electrical circuits are combined into complete systems.

The electrical components are connected together quickly and reliably using 4mm connectors, for which all of the necessary leads and accessories are provided. Electrical components are robustly mounted to the Automatics platform using the same 'tee' bolt system used for the pneumatic parts and are printed with standard circuit symbols.

Working two to a kit, students follow the detailed worksheets to gain a comprehensive understanding of electro-pneumatics. By the end of the course, students will be able to create reciprocating and sequential circuits, and will have an understanding of how these are used to solve real world engineering problems.

Learning objectives / experiments:

- Understand the operation of electrically controlled pneumatic valves
- Use of electrical switching to control circuit operation
- Using microswitches to sense cylinder position
- Sensing position without physical contact using reed switches
- Expressing electrical circuits using ladder diagrams
- Electrically operated reciprocal circuits
- Sequential control circuits
- Analysing real world problems and formulating solutions



Curriculum mapping

- Suitable for unit 12 of the BTEC national: Pneumatic and hydraulic systems
- Suitable for unit 29 of BTEC Higher National: Electro, pneumatic and hydraulic systems

### Ordering information

Electro-pneumatics add-on kit	AU9015
Corresponding curriculum	AW2079

For a list of included components, search for the product code at [www.matrixsl.com](http://www.matrixsl.com) and click on the resources tab



Also available with Rpi MIAC and Arduino MIAC



Learning objectives / experiments:

- Reading sensors and switches
- Issuing commands to the pneumatic circuits
- Learning the difference between digital and analogue signals
- Using flowcharts to visualise programs
- Program flow and decision making
- Programming sequences
- Using feedback to enhance reliability and improve safety




For a list of included components, search for the product code at [www.matrixsl.com](http://www.matrixsl.com) and click on the resources tab

Curriculum mapping

- Suitable for unit 12 of the BTEC national: Pneumatic and hydraulic systems
- Suitable for unit 29 of BTEC Higher National: Electro, pneumatic and hydraulic systems

Control add-on pack with 12 or 24V compatibility now available

Works with Siemens S7, Mitsubishi, Omron or any standard PLC which fits onto a 50 mm DIN rail



For a list of included components, search for the product code at [www.matrixsl.com](http://www.matrixsl.com) and click on the resources tab

Curriculum mapping

- Suitable for unit 29 of BTEC Higher National: Electro, pneumatic and hydraulic systems
- Unit 36 of the BTEC National: Programmable logic controllers

Pneumatics control add-on kit

This kit extends your Automatics pneumatics solution by adding a powerful programmable microcontroller unit, the MIAC, together with the pneumatic components necessary to put it through its paces.

By following the included curriculum, students will learn how the combination of a controller and custom software can create powerful and flexible pneumatic systems.

Students will learn how to establish the state of a pneumatic machine using sensors, the use of logic to process that data and the issuing of commands to the included solenoid valves.

Two versions of the curriculum are supplied. In the first, students use pre-programmed control systems supplied in the MIAC's built in memory. A more advanced course, Control plus, teaches students how to write their own programs for the controller.

This kit can also be supplied without the MIAC PLC, for those who wish to integrate their own industrial PLC into our system. Please see ordering information below, the product at the bottom of the page, or contact us for more information.

Ordering information

Automatics control add-on kit (12V) with MIAC	AU9010
Automatics control add-on kit (24V) no MIAC	AU9030
Corresponding curriculum	AW4956, AW4957

You may also need

Automatics essentials solution	AU9020
Flowcode	

Pneumatics with your own PLC

We are now able to supply pneumatics training equipment which can be used with any PLC with the Automatics PLC adaptor rail. The Adaptor rail allows students to connect to relay and motor outputs using standard 4mm connectors which connect directly to other Automatics components. This pack combines standard pneumatics components with Control pneumatics components to provide a complete learning platform for pneumatics and PLC programming in one package. A PLC is not included. Any programming language - including ladder logic - can be used. Worksheets are based on flow charts. PLC adaptor modules included: power distribution, inputs (8), motor outputs (8), relays (4).

Learning objectives / experiments:

- Pneumatic components, circuits and circuit diagrams
- Sensors and switches in pneumatic systems
- Digital and analogue signals
- PLC programming with ladder logic or block diagrams
- PLC inputs and outputs
- Logic functions

Ordering information

PLC Adaptor - input module	HP6700
PLC Adaptor - power module	HP6711
PLC Adaptor - motor module	HP6723
PLC Adaptor - relay module	HP6752
PLC adaptor - mounting bracket	HP6785

You may also need

Automatics essential solution	AU9020
Automatics control add-on kit (24V) no MIAC	AU9030



COMING SOON

Pneumatics control with S7-1200 Siemens PLC add-on

This kit can be added to the Automatics essentials solution to produce learning outcomes for those wishing to study about rugged, industrial PLCs. By following the provided curriculum, students will learn how the combination of a rugged Siemens industrial controller and related software can create powerful and flexible pneumatic systems. Students will learn how to establish the state of a pneumatic machine using sensors, the use of logic to process that data and the issuing of commands to the included solenoid valves.

Two versions of the curriculum are supplied. In the first, students use pre-programmed control systems supplied in the Siemens S7-1200's built in memory. A more advanced course, Control plus, teaches students how to write their own programs for the PLC.

Learning objectives / experiments:

- Reading sensors and switches
- Issuing commands to the pneumatic circuits
- Learning the difference between digital and analogue signals
- Using flowcharts to visualise programs
- Program flow and decision making
- Programming sequences
- Programming industrially rugged programmable logic controllers PLC
- Using feedback to enhance reliability and improve safety

SIEMENS




Curriculum mapping

- Suitable for unit 12 of the BTEC national: Pneumatic and hydraulic systems
- Suitable for unit 29 of BTEC Higher National: Electro, pneumatic and hydraulic systems
- Unit 36 of the BTEC National: Programmable logic controllers


Ordering information

Pneumatics control with S7-1200 Siemens PLC add-on	AU9077
--	--------



### AllCode robot arm production cell

Our robot arm production cell consists of a rugged servo controlled 6 degrees of freedom arm bolted to a base plate and a mat that provides a range of exercises mimicking industrial robot arm production cells. The arm itself delivers accurate and repeatable movement with base rotation, single plane shoulder, elbow, wrist motion, a functional gripper, and a wrist rotator. The arm is controlled by a dsPIC microcontroller with combo board (16 switches, 16 LEDs, 2 line 16 character LCD, quad 7-seg display and sensors), colour sensor board and Bluetooth board from our E-blocks range. The board can be programmed directly from Flowcode for dsPIC, or Microchip's MPLAB. A full Flowcode simulation is available free of charge. The control system is also shipped with a full Application Program Interface so that the robot can be controlled using any Bluetooth enabled device such as a PC, Android, or Apple MAC device using a range of software applications including C++, LabView, Python, and App Inventor as well as remote applications over the web. The kit is supplied with a number of coloured counters which can be moved by the arm into different locations in the work cell. A teacher's guide is available for download from our web site.



#### Learning objectives / experiments:

- Robot cell design and programming
- Microcontroller programming
- Sensors and actuators in robotics
- Kinematics: 3D movement in robotic systems
- Web based control
- Programming in many languages

#### Curriculum mapping:

- Suitable for unit 6 of the BTEC National: Microcontroller systems for engineers
- Suitable for unit 15 of BTEC Higher National: Automation, robotics and PLCs
- Suitable for unit 38 of the BTEC National: Web site production to control devices



#### Ordering information

AllCode robot arm production cell	RB6231
Corresponding curriculum	CP8656

#### Learning objectives / experiments:

- How to safely operate electrical machines.
- The function and operation of test meters and the dynamometer.
- How to determine current, voltage and power in DC, single phase AC and three phase AC circuits.
- How to measure torque, power output and efficiency of an electrical machine.
- The operation of DC motors and generators.
- The control of DC motors and generators.
- The operation of single-phase AC machines.
- The operation of the universal motor.
- The operation of a brushless motor.
- How to calculate the synchronous speed and slip on a single-phase AC motor.
- The operation of three phase AC induction motors.
- Speed control of a three phase AC induction motor using variable frequency drives.
- The operation of three phase AC permanent magnet generators (PMGs).
- The difference between real power, apparent power and reactive power and why power factor is important.
- How to calculate the efficiency of a system.
- Evaluate three phase electrical machines connected in 3-wire star and 3 wire delta configurations.



NEW



### Modern electrical machines system

This new solution is an intuitive and exciting way for students to explore the characteristics of electrical machines, in the form of electric motors and generators, which form part of our everyday lives; from the motor in our smartphones, buzzing to indicate a 'silent' message to the generator in a nuclear power station feeding power into the national grid for all our household appliances.

The equipment can be controlled either using manual controls on the control box or by using a set of PC-based applications. *Please note, manual control requires the use of separate voltage and current meters.*

To succeed in the study of this course, students should have previously studied (or should be currently studying) BTEC Level 3, Unit 1 (Engineering Principles) or should have equivalent knowledge at Level 2. A good grounding in GCSE level mathematics and science (Physics) is also desirable.

A full student manual is included, and equipment is supplied in our standard storage trays.



The system includes DC, AC, Three Phase and Brushless motor types as well as swinging-arm dynamometer and cradle (see above).



Above: The machines can be controlled manually, using the control box provided or through a PC based environment. Different panels are used, dependent on the motor type being studied.

### Curriculum mapping

- Unit 15 of the BTEC National award in Engineering: Electrical machines
- Unit 31 of BTEC Higher National: Electrical systems and fault finding
- Unit 21 of BTEC Higher National: Electrical machines
- Unit 43 of BTEC Higher National: Further machines and drives
- Unit 45 of BTEC Higher National: Industrial systems
- Unit 15 of the BTEC National award in Engineering: Electrical machines
- Unit 31 of BTEC Higher National: Electrical systems and fault finding
- Unit 21 of BTEC Higher National: Electrical machines
- Unit 43 of BTEC Higher National: Further machines and drives
- Unit 45 of BTEC Higher National: Industrial systems

### Ordering information

Modern electrical machines system	EM6637
Corresponding curriculum	CP6490



*"We value the Locktronics equipment during the training of apprentices and engineers progressing down the route of EASA part 66 Maintenance Engineers Licence. They are invaluable as demonstration equipment on short courses and for apprentices conducting their own experiments, constructing circuits, testing and understanding electrics, electronics and digital techniques"*

Tony Russell, British Airways.

## Aviation

In this section we introduce you to two kits that satisfy the requirements of Part 66 modules 3 and 4 of the European Aviation Safety Agency syllabus which is internationally recognised as the gold standard for training Aviation maintenance engineers.

### Our learning solutions:

- Are designed around the requirements of modules 3 and 4
- Include 8 sets of full colour PDF worksheets with thorough topic coverage and teacher's notes
- Meet RoHS compliancy
- Are rugged and durable to stand up to the rigours of technical labs
- Are supplied in rugged storage trays



### EASA electrical fundamentals (module 3)

This comprehensive solution is designed to fulfil the learning requirements of the European Safety Agency (EASA) module 3 - electrical fundamentals - for aircraft maintenance engineers. The solution contains all the Locktronics parts needed as well as 4 separate workbooks covering each of the sub-modules in the EASA specification.

Ordering information	DIN	ANSI
EASA electrical fundamentals solution including storage trays, baseboard, DC (multinational) and AC (UK) power supplies.	LK9339	LK9339A
Corresponding curriculum	LK7378, LK7381, LK7393 & LK7415	

**You will also need:**

Multimeter pack	LK1110	Picoscope	HP8279
Signal generator	HP7894	Source - DC PSU, AC PSU and signal generator	LK6999 / LK2975

For a list of included components, search for the product code at [www.matrixsl.com](http://www.matrixsl.com) and click on the resources tab



### EASA electronic fundamentals (module 4)

This solution is designed to fulfil the learning requirements of the European Safety Agency (EASA) module 4 - electronic fundamentals - for aircraft maintenance engineers. The solution contains all the Locktronics parts needed including 4 separate workbooks covering each of the sub-modules in the EASA specification.

Ordering information	DIN	ANSI
EASA electronic fundamentals solution including storage trays, baseboard, DC (multinational) and AC (UK) power supplies.	LK9282	LK9282A
Corresponding curriculum	LK7419, LK7422, LK7426 & LK7430	

**You will also need:**

Multimeter pack	LK1110	Picoscope	HP8279
Signal generator	HP7894	Source - DC PSU, AC PSU and signal generator	LK6999 / LK2975

For a list of included components, search for the product code at [www.matrixsl.com](http://www.matrixsl.com) and click on the resources tab



### EASA electrical and electronic fundamentals (modules 3 and 4)

This comprehensive solution is designed to fulfil the learning requirements of the European Safety Agency (EASA) modules 3 and 4 for aircraft maintenance engineers. The solution contains all the Locktronics parts needed as well as 8 separate workbooks covering each of the sub-modules in the EASA module 3 and 4 specification.

For a complete list of parts in this solution please contact us.

Ordering information	DIN	ANSI
EASA electronic fundamentals solution including storage trays, baseboard, DC (multinational) and AC (UK) power supplies.	LK9672	LK9672A

For a list of included components, search for the product code at [www.matrixsl.com](http://www.matrixsl.com) and click on the resources tab



#### Module 3 EASA Electrical fundamentals 1

- Series and parallel circuits
- Measuring voltage and current
- Cells and batteries
- Thermocouples
- Photocells
- Ohm's law



#### Module 3 EASA Electrical fundamentals 2

- Resistors in series and in parallel
- Series/parallel networks
- Voltage and current dividers
- Kirchoff's laws
- Power in DC circuits
- Power transfer



#### Module 3 EASA Electrical fundamentals 3

- Capacitors and electrostatics
- Inductors and inductance
- DC motors
- Generator principles
- Transformers and their construction
- Transformer losses



#### Module 3 EASA Electrical fundamentals 4

- AC measurements
- Inductance and capacitance
- LR and CR series AC circuits
- LCR series AC circuits
- LR and CR parallel AC circuits
- LCR parallel AC circuits
- Q factor and bandwidth
- Low pass and high pass filters
- Band pass and band stop filters



#### Module 4 EASA Electronic fundamentals 1

- Diodes and diode types
- Full and half wave rectifiers
- Rectifier efficiency
- Reservoir capacitors
- Voltage multipliers
- Thyristor and SCR circuits
- Zener diodes and circuits
- LEDs in AC and DC circuits



#### Module 4 EASA Electronic fundamentals 2

- NPN and PNP transistors
- Transistor characteristics
- Transistor bias and decoupling
- Common base, common emitter and common collector circuits
- Class A, B and C amplifiers
- Other transistor circuits



#### Module 4 EASA Electronic fundamentals 3

- AND, OR, NAND, NOR and NOT gates
- Simple logic circuits
- Operational amplifiers
- Inverting and non-inverting amplifiers
- Integrator, differentiator, comparator
- Positive and negative feedback in amplifiers



#### Module 4 EASA Electronic fundamentals 4

- Open and closed loop systems
- Analogue transducers
- Damping in feedback systems



# Automotive

The Locktronics automotive range has been designed to meet the Automotive training requirements of both industry and education. The range is split into three levels for basic, intermediate and advanced students. The Locktronics approach is ideal for automotive technicians who gain a good understanding of components, circuits and circuit fault finding through the process of building Locktronics.



*"During my career as an Automotive Technical Training Instructor, I have been using Matrix's solutions for well over 15 years. They are the unequivocal leader in Automotive Electronic Instructional kits! In fact, I had such a positive experience with their basic kits during my tenure with Jaguar Land Rover, I recommended shortly after my hire with Hyundai Auto Canada that we establish a working relationship with Matrix. Since 2016 we have added numerous Electrical, Sensor and Automotive CAN kits*

*to our Canadian Training Centers. These kits are incredibly durable, in fact, virtually indestructible, as they are used 4/5 days most weeks to support our OEM curriculum. Matrix definitely sets the standard for: quality, durability, versatility and most importantly customer service. The folks at Matrix are a pleasure to deal with from the design phase, through purchase, shipping and aftersales. Highly recommended!"*

Rob Jakubowski, Hyundai Performance Academy, Canada

## Locktronics automotive customers

Locktronics automotive equipment and curriculum is used by colleges, vocational schools, independent automotive training companies and some of the World's leading automotive companies including:



### Level 1

At Level 1, the Electricity, magnetism and materials solution allows you to teach students how basic electrical components and circuits work.




### Level 2

At Level 2 three solutions on AC principles, motors and generators and digital electronics builds on students' understanding of electricity, electrical circuits and electrical systems.



### Level 3

At Level 3 the Sense and Control, the CAN bus systems solution and the Hybrid demonstration system give students experience and understanding of how Electronic Control Unit based systems in modern vehicles operate.





## Electricity, magnetism and materials

This kit provides a comprehensive range of practical assignments in electricity and magnetism and is ideal for those who are studying science and electricity within a wide variety of academic or vocational courses. The kit is supplied with a comprehensive set of worksheets that cover the electrical properties of materials, and introduce students to electricity.

### Learning objectives / experiments:

- Electrical properties of materials
- Simple circuits
- Heat and magnetism
- Basic circuit symbols
- Current flow
- Series and parallel circuits
- Patterns of voltage and current
- Electrical sensors
- Relays and electromagnets

Ordering information	DIN	ANSI
Electricity, magnetism and materials solution	LK9071-2	LK9071-2A
Corresponding curriculum	LK7325 & LK7326	

### You will also need:

Multimeter pack	LK1110
-----------------	--------

For a list of included components, search for the product code at [www.matrixsl.com](http://www.matrixsl.com) and click on the resources tab

### Curriculum mapping

- Suitable for IMI and City and Guilds level 1 courses.

## AC principles for automotive technicians

This course provides an introduction to AC electrical principles that underpin many automotive units. A comprehensive set of curriculum worksheets and supporting documentation deliver experiments to illuminate the theory behind much of the automotive electrical technology.

### Learning objectives / experiments:

- Batteries and their properties
- AC signal fundamentals
- DC equivalent, peak and RMS values
- Reactance, inductance and suppression
- Diode and zener diode behaviour
- Half and full wave rectifiers
- Battery charging systems

Ordering information	DIN	ANSI
AC principles for automotive technicians solution	LK8222	LK8222A
Corresponding curriculum	LK8392	

### You will also need:

Multimeter pack	LK1110	Picoscope	HP8279
Signal generator	HP7894		

For a list of included components, search for the product code at [www.matrixsl.com](http://www.matrixsl.com) and click on the resources tab



### Curriculum mapping

- Suitable for IMI and City and Guilds level 2 courses.



## An introduction to motors, generators and hybrid

This course investigates the electrical principles behind motors and generators and is designed to support the teaching of a range of automotive units. It is accompanied by a comprehensive set of curriculum worksheets and supporting documentation to facilitate the learning of this core topic in automotive electrical technology.

### Learning objectives / experiments:

- Magnetic fields, field strength and flux density
- Electromagnets
- The force on a conductor in a magnetic field (Fleming's left-hand motor rule)
- DC motor principles
- The induced current when a conductor moves inside a magnetic field (Fleming's right-hand dynamo rule)
- Investigate the factors that determine the magnitude of the induced current
- AC generator principles
- Transformer construction and operation
- Electrical energy storage

Ordering information	DIN	ANSI
An introduction to motors, generators and hybrid	LK7444	LK7444A
Corresponding curriculum	LK8822	

### You will also need:

Multimeter pack	LK1110	Picoscope	HP8279
Signal generator	HP7894		

For a list of included components, search for the product code at [www.matrixsl.com](http://www.matrixsl.com) and click on the resources tab

### Curriculum mapping

- Suitable for IMI and City and Guilds level 2 courses.



## An introduction to digital electronics

This course covers the basics of digital electronics, a core topic in modern automotive electrical technology. In doing so, it supports the delivery of a range of automotive units. It focuses on the use of logic functions and shows how these can be delivered through conventional discrete gates and through programmable logic systems. It is accompanied by a comprehensive set of curriculum worksheets and supporting documentation.

### Learning objectives / experiments:

- Analogue and digital signals
- Binary and hexadecimal number systems
- A simple logic probe
- Truth tables for AND, OR, NOT, NAND, NOR
- NAND gates and circuits
- Microcontroller circuits and logic systems

Ordering information	DIN	ANSI
An Introduction to digital electronics.	LK4221	LK4221A
Corresponding curriculum	LK9392	

### You will also need:

Multimeter pack	LK1110
-----------------	--------

For a list of included components, search for the product code at [www.matrixsl.com](http://www.matrixsl.com) and click on the resources tab



### Curriculum mapping

- Suitable for IMI and City and Guilds level 2 courses.



For a list of included components, search for the product code at [www.matrixsl.com](http://www.matrixsl.com) and click on the resources tab

### Curriculum mapping

- Suitable for IMI and City and Guilds level 2 courses.

## Combined level 2 automotive pack

This kit provides a comprehensive set of experiments for learning AC principles, motors, generators and hybrid basics, and an introduction to digital electronics. With a single base board, a number of trays of components and three separate workbooks with teacher's notes, this kit represents great value for money learning opportunities for level 2 automotive students.

### Learning objectives / experiments:

- Batteries and their properties
- AC signal fundamentals
- DC equivalent, peak and RMS values
- Reactance, inductance and suppression
- Diode, zener diodes and rectifiers
- Battery charging systems
- Magnetic fields, field strength and flux density
- Electromagnets, induction and Fleming's rule
- Motor and generator principles
- Transformer construction and operation
- Electrical energy storage
- Analogue and digital signals
- Binary and hexadecimal number systems
- AND, OR, NOT, NOR and NAND gates and circuits

### Ordering information

Combined level 2 automotive pack	LK4500CUS
Corresponding curriculum	LK8822, LK9392, LK8392

### You will also need:

Multimeter pack	LK1110	Picoscope	HP8279
Signal generator	HP7894		

## Sensors and control in automotive applications

This kit provides an introduction to the role of an Electric Control Unit. Students use a number of pre-written programs for the MIAC Electronic Control Unit (ECU) to enable them to construct a wide variety of Input - Process - Output circuits using sensors and actuators typically found in vehicles. A full curriculum pack is provided.

### Learning objectives / experiments:

- DC motors with speed control
- Stepper motors
- Temperature sensor
- Light sensor
- Potential dividers and their use
- Transistors as switches
- Use of relays
- ECU action and function
- Automotive control systems
- Sensor and actuator waveforms and signals
- Sensors and motor faults

### Ordering information

	DIN	ANSI
Sensors and control in automotive applications solution	LK9834-2	LK9834-2A
Sensors and control solution with engineering panel	LK6491-2	LK6491-2A
Corresponding curriculum	LK8849	

For a list of included components, search for the product code at [www.matrixsl.com](http://www.matrixsl.com) and click on the resources tab



### Curriculum mapping

- Suitable for IMI and City and Guilds level 3 courses.



## CAN bus systems and operation

This kit allows a fully functioning CAN bus system, mimicking vehicle operation, to be set up using 5 MIAC Electronic Control Units representing Instrument Panel, Front ECU, Powertrain control, Rear ECU and system diagnosis. Students can set up a fully working CAN bus system, insert faults and use scan tools to understand fault diagnosis procedures and practice. Supplied with a full curriculum pack.

### Learning objectives / experiments:

- ECU action and function
- Automotive control systems
- Wiring in CAN bus systems
- CAN bus faults
- Faults in sensors and actuators

### Curriculum mapping

- Suitable for IMI and City and Guilds level 3 courses



### Ordering information

	DIN	ANSI
CAN bus systems and operation solution and Kvaser analyser	LK7629	LK7629A
CAN bus systems make-up kit (allows 5 sensors and control kits to become a CAN bus kit)	LK9813	LK9813A
Corresponding curriculum	LK9893	

For a list of included components, search for the product code at [www.matrixsl.com](http://www.matrixsl.com) and click on the resources tab



## CAN bus systems and operation solution with engineering panel

The LK2839 CAN bus systems kit has the same learning objectives and components as the LK7629 but is based on our engineering panels which makes it more suitable for a dedicated automotive electrical training lab.

Learning objectives / experiments:

- ECU action and function
- Automotive control systems
- Wiring in CAN bus systems
- CAN bus faults
- Faults in sensors and actuators



### Curriculum mapping

- Suitable for IMI and City and Guilds level 2 courses.



Ordering information	DIN	ANSI
CAN bus systems and operation solution with engineering panel	LK2839	LK2839A
Corresponding curriculum	LK9893	

For a list of included components, search for the product code at [www.matrixsl.com](http://www.matrixsl.com) and click on the resources tab

## Hybrid vehicle demonstration system


This Locktronics based hybrid demonstration system uses MIAC technology to demonstrate the energy pathways in hybrid systems and shows how the engine management system makes decisions on energy usage based on the State Of Charge (SOC) of the vehicle battery.

Learning objectives / experiments:

- Power modes in a series-parallel hybrid vehicle
- Regenerative braking
- Advantages of regenerative braking
- Factors affecting the acceleration of a vehicle
- Battery voltage, internal resistance, battery capacity, state of charge
- The role of the ECU in controlling the changes between power modes

Ordering information	DIN	ANSI
Hybrid automotive principles on engineering panel	LK6483	LK6483A
Corresponding curriculum	LK4483	

For a list of included components, search for the product code at [www.matrixsl.com](http://www.matrixsl.com) and click on the resources tab



Our learning solutions:

- Are designed around City and Guilds syllabuses
- Are accompanied by detailed colour workbooks
- Provide hands on equipment and activities
- Are supplied in rugged storage trays
- Are also suitable for EAL

# Electrical Installation

The electrical installation range has been designed to meet the requirements of the popular City and Guilds courses for both electricians and plumbers. The objective here is to help students understand the fundamental theory and practice of the Electrical Science parts of units 7202, 7365 with hands on activities. Following the success of our electrical installation range, we have developed five further solutions to allow technicians studying City & Guilds level 3 (units 8202) access to a suite of unique training equipment. All of our solutions in electrical installation are also suitable for the corresponding EAL qualifications.

*"The Electrical Installation range has proven an invaluable tool in the teaching and learning of our science modules. Using real-life experiments consolidates our students learning through building practical exercises and makes the teaching so much more engaging. The free lesson plans save our lecturers hours of planning, and ensure the kits are*

*used to their full potential, they are worth their weight in gold. Matrix were easy to work with from start to finish and I would definitely recommend them for their electrical installation range."*

Neil Benjamin-Miller, Uxbridge College

This solution is also suitable for centres delivering training under the EAL awarding body.



### Curriculum mapping

- Suitable for City and Guilds 7202 Level 1 diploma in electrical installation

This solution is also suitable for centres delivering training under the EAL awarding body.



### Curriculum mapping

- Suitable for much of 8202 Unit 202 of the City and Guilds level 2 Diploma in Electrical Installation
- Suitable for BTEC National in Engineering unit 14: Electrical installation of hardware and cables
- Suitable for unit 31 of BTEC Higher National: Electrical systems and fault finding

## Electrical installation level 1

This solution allows students who aspire to go on to become plumbers or electricians to gain a fundamental understanding of the basic principles of electricity. The learning outcomes are closely aligned with City and Guilds 7202 unit 107 in Electrical science. The kit includes a comprehensive range of practical assignments in electricity, basic circuits, and the use of multimeters for measuring and fault diagnosis. The kit is supplied with a comprehensive set of printable worksheets and teacher's notes.

### Learning objectives / experiments:

- The basic principles of electron flow theory
- Simple units of electrical measurement
- Using multimeters
- The effects of an electric current
- Simple electrical calculations
- AC and DC supplies
- Simple electrical circuits

#### Ordering information

Electrical installation level 1	LK5000
Corresponding curriculum	LK4098

#### You may also need

Multimeter	LK1110
------------	--------

For a list of included components, search for the product code at [www.matrixsl.com](http://www.matrixsl.com) and click on the resources tab

## Electrical installation level 2

This kit allows students to understand the electrical science required to become a competent electrician at level 2 through completion of a range of worksheet driven tasks and experiments in electricity and electrical circuits. The learning outcomes are closely aligned with City and Guilds 8202 unit 202 in Electrical science. The kit includes a comprehensive range of practical assignments in electricity, basic circuits, and the use of multimeters for measuring and fault diagnosis. The kit is supplied with a comprehensive set of printable worksheets and teacher's notes.

### Learning objectives / experiments:

- The principles of electricity
- The principles of basic electrical circuits
- The principles of electromagnetism
- The operating principles of a range of electrical equipment
- The principles of AC theory
- Includes our new residual current device

#### Ordering information


Electrical installation level 2	LK4063
Corresponding curriculum	CP8475

#### You may also need

Multimeter	LK1110
------------	--------

For a list of included components, search for the product code at [www.matrixsl.com](http://www.matrixsl.com) and click on the resources tab

This solution is also suitable for centres delivering training under the EAL awarding body.



### Learning objectives / experiments:

- Understand three phase circuits and configurations
- Understand the principles of electrical machines
- Current and voltage phase shift in electrical systems
- Understanding and measuring energy and power
- Mechanical levers
- Faraday's law of electromagnetic induction

### Curriculum mapping

- Suitable for part of 8202 of the City and Guilds level 3 Diploma in Electrical Installation

This solution is also suitable for centres delivering training under the EAL awarding body.



### Learning objectives / experiments:

- Power and energy in DC systems
- Power in AC systems, power factor, losses
- Transformer construction
- Reactive loads

### Curriculum mapping

- Suitable for City and Guilds 8202 level 3

## Level 2: Demonstration kit

This pack consists of some of the more expensive pieces of equipment that allow teachers to demonstrate selected principles of engineering science relevant to the Electrical installation courses. The equipment covers the principles of three phase supplies and three phase motors up to level 3, the principles of mechanical levers at level 2, the principles of energy and power measurement, current/voltage phase difference and Faraday's law. Part of the kit is a high specification four phase oscilloscope which is great as a white board tool for a large number of demonstrations of electrical theory - including three phase.

#### Ordering information

Three phase systems	LK4961
Pico 4 phase oscilloscope	HP5834
AC/DC current clamp	HP5561
Moments kit with base unit	HP5010, HP5000
Faraday's law apparatus	LK7489
Energy meter (DC)	LK8591
Locktronics demo panel	HP6320
Lenz's law apparatus	LK7487

For a list of included components, search for the product code at [www.matrixsl.com](http://www.matrixsl.com) and click on the resources tab

## Transformer construction and operation

The Transformer construction and operation pack allows students to study not only how transformers work, but also study several different properties of induced magnetism. This kit consists of a plastic base, a laminated iron core, mounting fixtures, and six coils protected in a heat resistant film. Topics covered include Lenz' Law, Faraday's Law, how iron cores increase magnetic field strength, and electromagnetic induction itself. This versatile piece of equipment can also be used to teach about how transformers used by power companies carry electrical energy. Extensive instructions on how to use the apparatus as a demonstration as well as inquiry based lessons surrounding electromagnetic induction and transformers are included. The kit is supplied in our standard storage trays. AC power supply required.

#### Ordering information

Transformer construction and operation pack	LK1989
Corresponding curriculum	CP1933

#### You will also need

Multimeter pack x2	LK1110	AC power supply (240V, 12V @5amps)	HP3728
--------------------	--------	------------------------------------	--------

For a list of included components, search for the product code at [www.matrixsl.com](http://www.matrixsl.com) and click on the resources tab


This solution is also suitable for centres delivering training under the EAL awarding body.



#### Curriculum mapping

- Suitable for City and Guilds 8202 level 2

This solution is also suitable for centres delivering training under the EAL awarding body.



#### Curriculum mapping:

- Suitable for City and Guilds 8202 level 3

## 8202 Level 2: Electronic components and circuits pack

This pack allows students to understand the operation of a range of commonly used components in both DC and AC circuits. The learning outcomes are closely aligned with the requirement of City and Guilds 8202 level 2 topic 4: Understand electronics components. The kit includes a range of practical assignments which guide students from simple circuits that allow them to understand component operation through to circuits that are made up of a number of components that perform useful tasks in electrical systems. A full set of colour printable worksheets and teacher's notes is supplied.

#### Learning objectives / experiments:

- Operation of resistors, capacitors, thermistors, diodes, zener diodes, photo transistor, transistor, and triac.
- AC and DC circuits including rectification, amplification, dimming, soft start, current limiting, light indicators, sensors
- Full worksheets available online
- Shipped in standard storage cases

#### Ordering information

8202 level 2: Electronic components and circuits pack	LK2901
Corresponding curriculum	CP2813

#### You might also need

Multimeter	LK1110
------------	--------

For a list of included components, search for the product code at [www.matrixsl.com](http://www.matrixsl.com) and click on the resources tab

## 8202 Level 3: Electrical Installation circuit principles

This pack covers two separate topics. Firstly students can use the Locktronics components and a signal generator to export inductive and capacitive reactance and to compare the effects these have on circuits with resistance. Secondly the pack includes a selection of components that allows students to explore how solenoids and relays are used in electronics circuits, and how circuit breakers and RCDs are used in electrical safety systems.

#### Learning objectives / experiments:

- Inductive and capacitive reactance
- Impedance in AC circuits
- Contactors, relays, solenoids
- Safety systems and earth systems
- MCB, RCD operation

#### Ordering information

8202 level 3: Electrical installation circuit principles	LK4562
Corresponding curriculum	CP0295

#### You will also need

Multimeter	LK1110	Signal generator	HP7894
------------	--------	------------------	--------

For a list of included components, search for the product code at [www.matrixsl.com](http://www.matrixsl.com) and click on the resources tab



NEW

## Modern electrical machines system

This new solution is an intuitive and exciting way for students to explore the characteristics of electrical machines, in the form of electric motors and generators, which form part of our everyday lives; from the motor in our smartphones, buzzing to indicate a 'silent' message to the generator in a nuclear power station feeding power into the national grid for all our household appliances.



The equipment can be controlled either using manual controls on the control box or by using a set of PC-based applications. *Please note, manual control requires the use of separate voltage and current meters.*

To succeed in the study of this course, students should have previously studied (or should be currently studying) BTEC Level 3, Unit 1 (Engineering Principles) or should have equivalent knowledge at Level 2. A good grounding in GCSE level mathematics and science (Physics) is also desirable.

A full student manual is included, and equipment is supplied in our standard storage trays.

#### Learning objectives / experiments:

- How to safely operate electrical machines.
- The function and operation of test meters and the dynamometer.
- How to determine current, voltage and power in DC, single phase AC and three phase AC circuits.
- How to measure torque, power output and efficiency of an electrical machine.
- The operation of DC motors and generators.
- The control of DC motors and generators.
- The operation of single-phase AC machines.
- The operation of the universal motor.
- The operation of a brushless motor.
- How to calculate the synchronous speed and slip on a single-phase AC motor.
- The operation of three phase AC induction motors.
- Speed control of a three phase AC induction motor using variable frequency drives.
- The operation of three phase AC permanent magnet generators (PMGs).
- The difference between real power, apparent power and reactive power and why power factor is important.
- How to calculate the efficiency of a system.
- Evaluate three phase electrical machines connected in 3-wire star and 3 wire delta configurations.



The system includes DC, AC, Three Phase and Brushless motor types as well as swinging-arm dynamometer and cradle (see above).



### Curriculum mapping

- Unit 15 of the BTEC National award in Engineering: Electrical machines
- Unit 31 of BTEC Higher National: Electrical systems and fault finding
- Unit 21 of BTEC Higher National: Electrical machines
- Unit 43 of BTEC Higher National: Further machines and drives
- Unit 45 of BTEC Higher National: Industrial systems
- Unit 15 of the BTEC National award in Engineering: Electrical machines
- Unit 31 of BTEC Higher National: Electrical systems and fault finding
- Unit 21 of BTEC Higher National: Electrical machines
- Unit 43 of BTEC Higher National: Further machines and drives
- Unit 45 of BTEC Higher National: Industrial systems

Above: The machines can be controlled manually, using the control box provided or through a PC based environment. Different panels are used, dependent on the motor type being studied.

### Ordering information

Modern electrical machines system	EM6637
Corresponding curriculum	CP6490



# FLOW CODE





"I used Flowcode for the students in a module called "Embedded Systems Engineering" (MSc and MEng module). Some students have never used microcontrollers before and they were able to use Flowcode easily for basic microcontroller based embedded system design on a ping pong game. The students moved on to use Flowcode for a project on Zigbee based wireless network system for environment monitoring. The project was very successful."

Hongying Meng,  
Brunel University, London.




UNIVERSITY OF LEEDS

"As the Senior Electrical/Electronic Technician in the Faculty of Engineering, I find that using 'Flowcode' is an invaluable tool, to clearly convey the Embedded Code to be used in applications with Microchip's 18F4455 & 18F2455 (ECIO Modules). Previously, the School of Electrical & Electronic Engineering have introduced students to the 'Formula Flowcode' with the little robot vehicle at their command. The School of Mechanical Engineering students build their own buggy designs and I am confident a few incorporate 'Flowcode' Modules into their designs."

Matthew Buckley,  
Leeds University, UK.

"We have been using Flowcode and E-blocks in most of the electronics courses all over Flanders for the past 8 years. It's a great tool to put your first steps in embedded programming and it's also great to do the high level stuff like embedded webservers, Bluetooth and USB. The excellent and fast support of the Matrix team gives teachers the necessary confidence to take their projects to the next level."

Bart Huyskens,  
St.Jozefinstituut, Schoten, Belgium.



"At Cambridge Regional College we teach students from the BTEC level 2 up to HND. Flowcode has become an essential part of the coursework and fits in extremely well with the syllabus. Flowcode offers our students an overview of microcontroller systems and allows problematic thinking to evolve with microelectronic designs.


Using Flowcode allows advanced designs to be constructed from start to finish. Students can work at their own skill level and adopt personal project design.

The software is unique in the educational workspace and creates an almost limitless new learning environment.

There is so much creativity now available to our students that we can run a great deal of our classes using the program.

We believe the Flowcode experience is something students should all have access to for its designing and learning possibilities. The people at Matrix have created something truly amazing and Flowcode cannot be called anything other than a world class product."

Steve Collins,  
Cambridge Regional College



## Flowcode software allows you to develop complex electronic and electromechanical systems with ease.

Flowcode is an advanced integrated development environment (IDE) for electronic and electromechanical system development. Engineers - both professional and academic - use Flowcode to develop systems for control and measurement based on microcontrollers, computers, or on rugged industrial interfaces using Windows compatible personal computers.

Flowcode 8 is the latest version to be released and is packed full of exciting new features. Users can program Arduino, PIC, AVR and ARM MCU's that have been available in previous versions, but there is also the ability to control hardware running on a Raspberry Pi.

Furthermore, Flowcode 8 allows full simulation (including simulation of C code), with users also being able to convert C code to flowcharts and other programming languages.

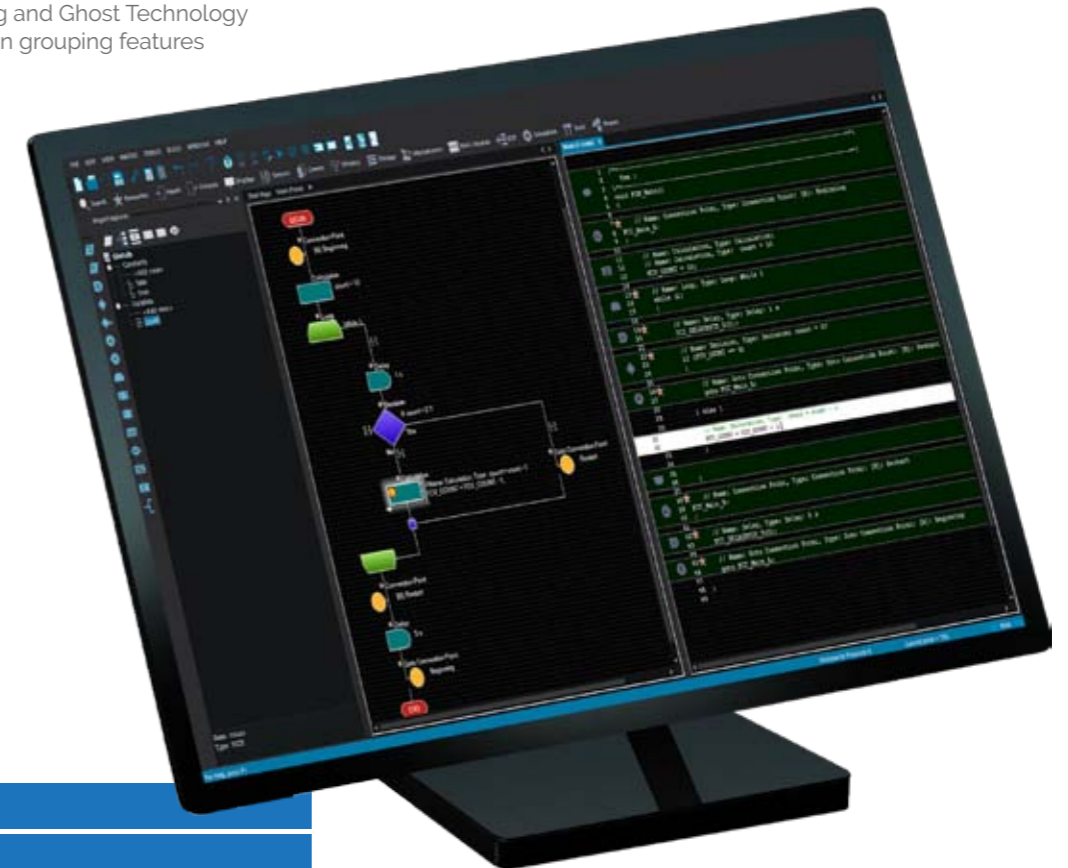
Other brand new features included the ability to Auto ID your E-blocks2 hardware, improved compatibility with Arduino hardware, to give a more streamlined and smooth approach to programming this popular family, and SCADA mode - meaning users can now control external hardware from their PC, using this impressive feature.

As with previous versions, a 2D and 3D graphical development interface allows users to construct a complete electronic system on-screen, develop a program based on standard flowcharts, simulate the system and then produce hex code for programming a range of devices including Arduino, Microchip's PIC MCU; 8-bit, 16-bit and 32-bit, as well as Atmel AVR, ARM and Raspberry Pi devices.

- Multiple programming languages means it's easy to use the language you are familiar with
- Microcontroller flexibility - switch between multiple hardware platforms
- Advanced simulation - including compatibility with CAD packages including Solidworks
- Test & debugging - using built in data recorder and oscilloscope
- Enables development of comms based projects using built-in comms support for UART, Bluetooth, I2C, SPI etc.
- Open architecture - all aspects of Flowcode are fully customisable for your projects
- Fully supported - with online videos, courses, documentation and an active online community

## What's new in Flowcode 8?

- C code to flowchart converter and C code simulation
- Two new programming modes: "Blocks" and "Pseudocode"
- Auto ID your hardware
- SCADA mode
- Compatibility with Raspberry Pi
- Improved test, debug and Ghost Technology
- Code folding and icon grouping features



### Did you know?

Flowcode academic licences allow your students **FREE** Flowcode licences for use at home

# What is FLOWCODE

## Test environment

- Full simulation capabilities
- In-Circuit-Test
- In-Circuit-Debugging
- Ghost Technology

## MCU programming

- 8, 16 and 32-bit PIC
- AVR
- Arduino
- 32-bit STM32 ARM MCU's
- Raspberry Pi

## SCADA IDE

- Hardware support
- Separate SCADA runtime mode

## Mechatronic system development

- Robotics
- AllCode technology
- MIAC PLC

## C code editor

- Full C code editor
- Simulate your C code
- Convert between C and flowcharts etc.

## Wired & wireless communications

- Serial comms including I2C
- Comms hardware solutions available
- Internet of Things project development

## Sensor interface

- Sensor module support
- Grove sensor compatibility

## Multiple programming languages

- Flowcharts
- Blocks
- Pseudocode
- C code

The new version 8 user interface allows students to design, simulate and test a wide variety of microcontroller based systems with ease.

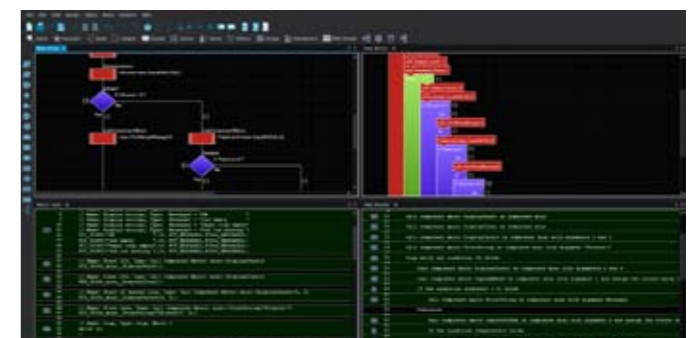


1. **Icon tool bar** - drag and drop standard flowchart icons onto your flowchart. Click to edit properties for a syntax-correct program.
2. **Project explorer** - instantly see all the ports, macros, variables, constants and components in your project.
3. **C code program** - monitor the C code equivalent of your flowchart; as fast, syntax correct code is generated automatically on a per icon basis.
4. **Control tool bar** - use the standard tool bar for editing your program and also for simulating your program and running In-Circuit-Debug / Test.
5. **Component tool bar** - choose your electromechanical component from our large library of parts; from simple switch to Bluetooth module.
6. **Flowchart program** - drag, drop and edit standard flowchart icons to create a program. Design flowchart macros that can be called from other icons. Use Flowcode's powerful PC-side language to control external instruments, and monitor your systems.
7. **Properties editor** - see and edit the properties of all components.
8. **Component debug** - see the API calls in your program and component design.

9. **Icon list window** - for search results, error messages, breakpoints and bookmarks.
10. **Analogue window** - see the state of the analogue inputs in your design.
11. **System panel** - design your system using the multi-view system panel. Use off-the-shelf electromechanical components or design your own. Import your model from a program like SketchUp or Solidworks.
12. **Dashboard panel** - control and monitor your program in simulation and In-Circuit-Test. Write programs using simulation API commands to show real world equivalents of your data in human-friendly formats.
13. **Data recorder** - use this to show time-varying signals in your system. Link the scope to simulation data or real data during In-Circuit-test.
14. **Chip** - use the chip window to view and control the status of the inputs and outputs on your chip in simulation and In-Circuit-Test.
15. **Oscilloscope** - another important debugging tool that displays important data from your project.

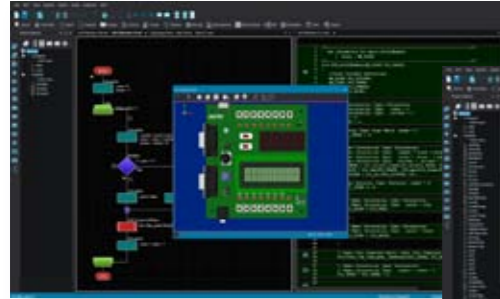
Did you know? Flowcode 8 now allows you to embrace multiple programming languages including:

- Flowcharts
- Blocks
- C code
- Pseudocode



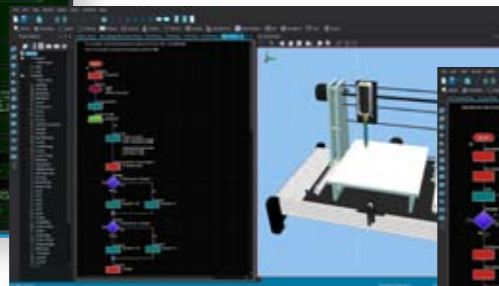
## Design

Electronic engineer



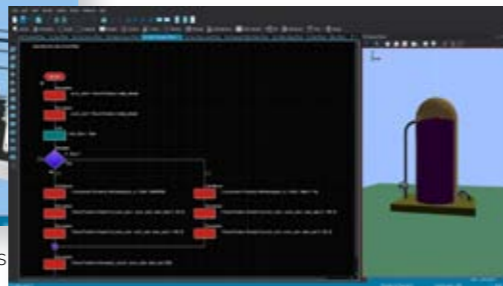
Design a virtual circuit board with PCB level components that connect to a virtual microcontroller and develop the program using flowcharts.

Electromechanical engineer




Develop a mechanical system in Solidworks and characterise it for Flowcode. Develop a flowchart program for control and operational data conditioning.

System engineer




Develop a mathematical and/or physical model of your system, and develop a flowchart control program using Flowcode.

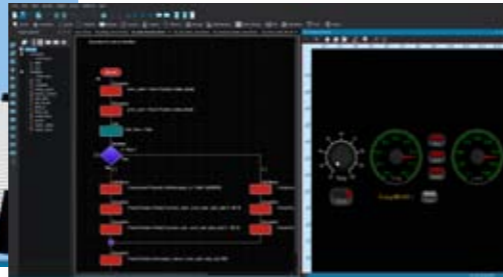
## Simulate



Simulate the program and circuit board components to check function using LEDs, and interact with virtual switches to control the system.

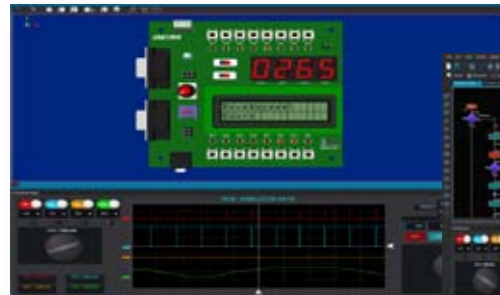


Simulate the mechanical system, the electronic system and the data decoding algorithms all in one package.

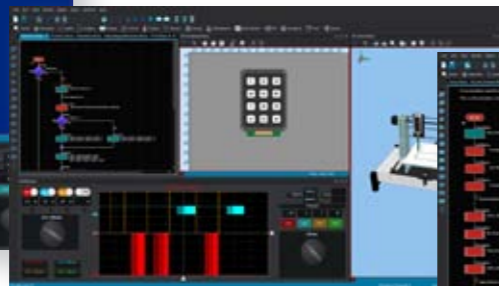


Use Flowcode Dashboard objects to simulate system performance in human friendly graphical format.

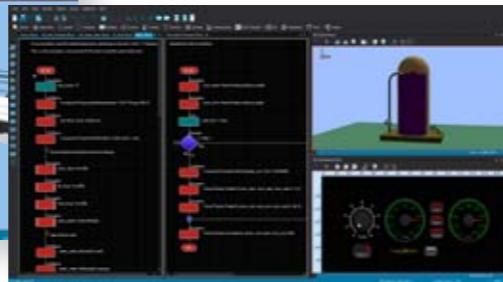
## Test



Download to the microcontroller in the E-blocks development system and use In-Circuit-Test and Oscilloscope feature to verify operation at pin level.



Use In-Circuit-Test to test and debug at a pin level.



Link Dashboard objects, Oscilloscope and Console to third party instruments using DLLs in SCADA fashion to verify performance in real time.

## Deploy



Develop the final circuit board and release to market.



Develop the final product, verify operation and release to market.



Deploy your system in a control system based on microcontrollers, MIAC controller or Windows PC linked to third party controllers using DLLs.

## Supported devices

### E-blocks2

Use Flowcode to program Matrix's new hardware platform E-blocks2; the perfect platform for learners, engineers and electronic system developers to prototype designs on a rugged platform. A range of programming boards and peripheral downstream boards such as input, output, communications, prototype boards and more make this the ultimate development platform.

### MIAC

The MIAC range from Matrix gives electronic engineers a rugged industrial platform on which to develop their designs. With MIACs now available not only with an 8bit PIC MCU but also 16bit PIC, Arduino and Raspberry Pi (not compatible with Flowcode), users have a rugged PLC which is easy to program and perfect for harsh, industrial environments.

### Arduino

One of the major benefits of using Flowcode, is that it simplifies the programming of Arduino platforms. AVR support means you can do more with your Arduino than you ever dreamed – you can even integrate it into our E-blocks modules with our E-blocks Arduino Shields.

Did you know? Flowcode academic licences allow your students **FREE** Flowcode licences for use at home

## Academic support and support for learners

Flowcode delivers outcomes not only in professional, and industrial businesses but also at a number of levels of education. For many years Flowcode has delivered at further and higher education levels.

Students can use Flowcode for learning programming, electronic design, robotics, and pneumatics and can link programs to a range of Matrix hardware systems including our low cost Prototype and Projects boards, Formula AllCode robot, our MIAC and Automatics solutions and any third party hardware that accepts hex code for the appropriate microcontroller devices.

What's more, Flowcode also has compatibility with packages including Solidworks meaning users can characterise electronic elements and parts in their mechanical designs.

Flowcode is very well supported. Complete beginners will find our free online resources great for covering the basics of developing electronic systems.

All users will value the support offered by our engineers, valued contributors, and extended online community.

### 8bit PIC

Flowcode provides support for the entire performance range of 8-bit microcontrollers from Microchip, with easy-to-use development tools, complete technical documentation and post design in support through a global sales and distribution network.

### 16bit PIC

Flowcode also supports Microchip's 16bit family of MCU's - also known as dsPIC or PIC24 devices.

### 32bit PIC

The PIC32 family delivers 32bit performance and more memory to solve increasing complex embedded system design challenges.

### Raspberry Pi - NEW

New for version 8 is the ability to control Raspberry Pi devices using Flowcode. We have even developed a hardware platform, on which your Raspberry Pi becomes compatible with the whole new range of E-blocks2 boards. Perfect for those in Computer Science, or who wish to develop using the Pi.

### AVR & ARM

Atmel's AVR devices including the popular Arduino, plus a range of 32-bit STM32 ARM MCU's are also supported in Flowcode 8.



The Flowcode Wiki site provides you with a detailed glossary style overview of the aspects of the Flowcode environment. The Matrix forum is a great place to share ideas and solve problems with our well established community of long term as well as new users. It's attended to and updated by our own engineers on a daily basis.



Wiki



Forum



Course



Examples




## Microcontroller system training & support for education

Flowcode is a unique platform for studying a range of subjects and disciplines. None more so than the development of microcontroller systems. As a software, Flowcode is approved by Pearson's BTEC Engineering qualification at level 3 for the new mandatory unit (6) on microcontroller systems for engineers. For this unit and many others across vocational and higher education, we are proud to develop and offer an option for your institution that delivers an excellent development environment, engages students in their projects based on multiple hardware platforms including Arduino, and we are confident that our expertise in training, support and curriculum will give you the perfect choice for teaching electronics and microcontroller related subject areas.

Try out the free version at [www.matrixsl.com/flowcode](http://www.matrixsl.com/flowcode)



For further information on how we can help to give you what you need, do not hesitate to contact us today



# locktronics

## Simplifying electricity



*"I use Locktronics to teach Motor Vehicle students through all levels. It is a simple, easy to use, teaching resource that allows students to learn at their own pace. With easy to read symbols students can see their circuits come to life which is a great way of reinforcing learning".*

Paul Mangan, Leicester College.



*Automotive Locktronics:*

*"The kits have proven invaluable for the Nissan production programmes. They are learning about Basic Electric all the way up to battery technology and AC/DC motor theory etc. They are an excellent teaching aid for our programmes".*

Steve Burr, Auto Skills Centre Manager, Gateshead College.

*"Having used the Student Automotive kits for over 15 years, I have found them to be an excellent teaching and instructional aid in giving our students a better understanding of Basic Electrical principles.*

*Because of more and more complex systems now being introduced to our vehicles, in the last year we have purchased a number of new kits (CAN) which has allowed us to structure our courses to an even greater extent practically.*

*Increasing the practical content when using these kits, has a distinct advantage in that it gives our students more of a hands on approach to these new technologies.*

*Being able to construct and test a CAN network using the Locktronics kits, they find it easier to understand the principles and operation of Multiplex systems, when they are applied to our vehicles.*

*The new kits allow us to simulate all these systems on a table top, which certainly has the benefit in that all the students are involved at the same time."*

Kevan Woodier, IVECO



*"We value the Locktronics equipment during the training of apprentices and engineers progressing down the route of EASA part 66 Maintenance Engineers Licence. They are invaluable as demonstration equipment on short courses and for apprentices conducting their own experiments, constructing circuits, testing and understanding electrics, electronics and digital techniques".*

Tony Russell, British Airways.


The Locktronics range includes:



Baseboards  
To which students add...




Capacitors



Resistors



Inductors



Semiconductors



Logic gates



System blocks



Electromechanical



Lamps and LEDs



Curriculum packs



Power supplies

## Simplifying Electricity & Electronics

Locktronics is a range of products that simplifies the process of learning and teaching electricity and electronics.

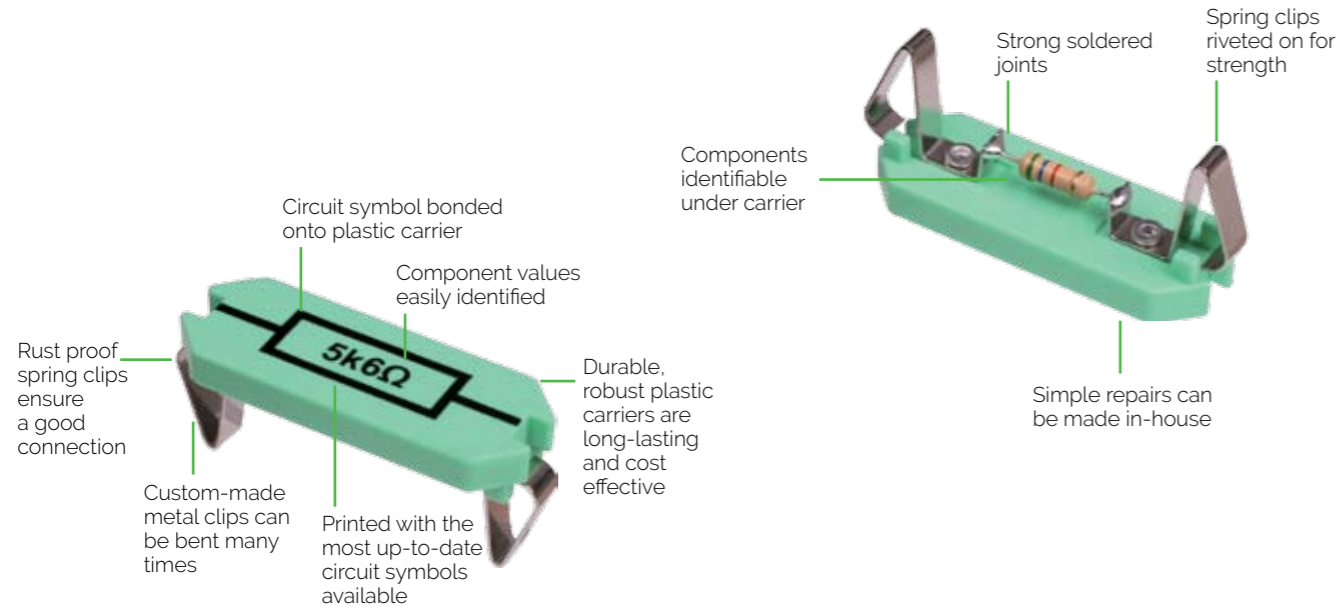
The core range consists of more than 200 electronic components mounted on rugged plastic carriers which are printed with the corresponding circuit symbol. Students use these carriers, in conjunction with a baseboard with interconnecting metal pillars, to build up a working circuit. They then use the curriculum provided to carry out experiments in electricity and electronics.

The key benefit of Locktronics is that as students construct the working circuit, they can also see the corresponding circuit diagram. This helps students link theory to practice and simplifies the process of learning electricity and electronics.

Locktronics can be used in a wide range of subject areas.

## Disciplines include:

- Science and technology
- Electronics
- Engineering
- Automotive
- Aviation maintenance
- Electrical installation



## Simplifying Electricity & Electronics

Locktronics is used in over 10,000 schools worldwide. Teachers and students like to use Locktronics for a number of reasons:

### Makes learning easier

- Students can see the circuit diagram and the real circuit
- Circuits are fast to build and easy to work with
- Support materials guide students step-by-step

### Saves preparation time

- Locktronics is reliable and works year after year
- Curriculum and worksheets are provided

### It lasts and lasts

- Components mounted on rugged plastic carriers
- Simple, effective, strong baseboards
- Component legend bonded to plastic carriers

### Versatility

- Can be used in many subject areas, at many levels
- Vast range of components
- Ideal for demonstrations, projects and practical work.

### Support


- Components and curriculum now updated
- 12 month guarantee on all items
- Unlimited telephone support on all products

### Theory



Teach students electrical theory in the classroom using text books, CD ROMs, or other means...

### Application



...students apply theory to practice using Locktronics kits...

### Understanding



...understanding comes from completing assignments in curriculum packs.

In the earlier part of this catalogue, you can choose from our extensive range of kits tailored to syllabuses in primary education, secondary education and further education, in engineering, science, technology, automotive and more.

### Choosing the right solution

Take a look at our range of curriculum packs that you can see on page 106. View them on our website and make sure the experiments are right for you.

### Choosing accessories and extras

Bills of material showing the complete contents of each kit are available on our website. Make sure you have the test equipment you need for teaching your course. Most courses require the use of one or two multimeters. Some require signal generators and oscilloscopes.

### Component and kit variations

Make sure you choose the correct version of your solution - components are available with ANSI (USA) and DIN (European) circuit symbols.

### Making up your own kit

If the kits we have don't suit you then you can make up your own kit from our vast library of parts.

### Choosing additional manuals and parts

If you already have some Locktronics parts, then you can download free updated manuals from our website and can buy additional components which will allow you to deliver new courses.




Take a look at our curriculum packs online...



...choose one of our solutions...



...or DIN/SB (European) symbols...



...with accessories like our current probe...




...with ANSI (North American) symbols...



...and our active MIAC control unit.

Most worksheets follow the same format. Illustrated introduction to topic area and components supports student learning.


'Over to you' allows students to experiment based on what they have learnt and allows teachers to assess their understanding through a series of exercises.



There are over 40 different curriculum packs available for the Locktronics range covering a wide spectrum of topics: from simple electricity for wiring technicians, through to advanced transistor characteristics for undergraduate electronic engineers. The table below shows the complete list of products currently available.

For up to date curriculum, please visit our website: [www.matrixtsl.com/locktronics/resources](http://www.matrixtsl.com/locktronics/resources)

Additional information to support the outcomes of the exercises for students to read or copy, often leading them into the next worksheet.



Description	Part No.	Description	Part No.
Fundamentals of electricity (primary)	LK6816	EASA electronic fundamentals 2	LK7422
Operational amplifiers	LK3061	EASA electronic fundamentals 3	LK7426
Electricity matters 1	LK7325	EASA electronic fundamentals 4	LK7430
Electricity matters 2	LK7326	Hybrid vehicle systems	LK4483
Electricity matters 3	LK7664	PICmicro getting started guide	LK8741
Electricity matters 4	LK7773	Combinational logic systems	LK2094
Advanced electrical principles DC	LK8473	Sequential logic systems	LK9945
Advanced electrical principles AC	LK8749	Fault finding in electronic circuits	LK9333
Automotive sense and control	LK8849	Transistor amplifiers	LK4403
CAN bus systems and operation	LK9893	Advanced electronic principles	LK3008
PICmicro microcontroller systems	LK7209	Three phase systems	LK2686
Industrial sensor, actuator and control	LK8739	Power and energy electronics	CP3666
Energy and the environment	LK7122	Electrical installation 1	LK4098
AC principles for automotive technicians	LK8392	Electrical installation 2	CP8475
An introduction to motors, generators and hybrid	LK8822	Sensors and control in automotive applications	LK8849
An introduction to digital electronics	LK9392	Intermediate electrical and electronic principles	LK4583
EASA electrical fundamentals 1	LK7378	Intermediate electronic engineering	LK8293
EASA electrical fundamentals 2	LK7381	Electronic components and circuits 2	CP2813
EASA electrical fundamentals 3	LK7393	Electrical installation 3	CP2095
EASA electrical fundamentals 4	LK7415	Principles of lighting	CP2273
EASA electronic fundamentals 1	LK7419	Transformer construction and operation	CP1933

# ASCELLS<sup>®</sup>

# MATRIX

These products from renowned UK education brand Lascells have been specially selected to enhance your study of various topics and disciplines found throughout our catalogue. For further information on these items, visit [www.matrixtsl.com/lascells](http://www.matrixtsl.com/lascells)



## Meters

These digital bench meters are housed in robust ABS and PVC cases. Both types of meter feature ~50 minute 'auto off' circuitry to conserve battery life and an LED indicator prompting battery change when necessary.

Description	Part number
Digital Voltmeter	AS2663
Digital Voltmeter - Class Pack of 15	AS1106
Digital Ammeter	AS9084
Digital Ammeter - Class Pack of 15	AS4472



## Applied Science & Waves

This range of equipment helps you study the properties of waves, the colour of light and the stretch and strain of different materials.

Description	Part number
Strip and wire tester	AS9269
Colour mixer	AS3973
Speed of sound	AS4256
Colour filter set	AS9130
Ultrasonic System	AS7043
Stationary Wave Apparatus	AS3529
Ripple Tank III	AS0371
Cloud Chamber	AS4681
Spare Cloud Chamber Source	AS5069

## Basic Optics

This equipment is a range of basic parts to study physical optics or fibre optic systems.

Description	Part number
Plane Mirror (Set Of 10)	AS7316
Mirror Support Blocks	AS5432
Optics Screen	AS0933
Optics Board	AS3665
Simple Timer	AS3403
Fibre Optics system	AS4882
LED Light Source	AS8848
LED raybox	AS6838
Optics Bench Pair	AS7068



### Motors

The Demonstration Electric Motor is a ready built fully functional unit showing all the essential features of a simple motor. A single rectangular coil rotates in a linear magnetic field with a simple commutator and brush arrangement. Field directions can be reversed by reversing the ferrite slab magnets and current direction can be reversed by reversing the leads. Requires DC voltage in the range 1.5V - 6V.

Description	Part number
Demonstration electric motor	AS1855



### Electrical installation

These items show applications of electromagnetic devices (the solenoid) and bi-metal strips as well as bringing them all together to demonstrate the key principles of the modern domestic circuit breaker. Alongside this is an apparatus which shows all of the working parts of a modern RCCB type fuse as used in domestic consumer units.

Description	Part number
Circuit breaker	AS9997
Residual Current Circuit Breaker (RCCB) Demo	AS4810



### Magnetism

The B.I.L. coil is a printed circuit board coil on a support handle with 5 and 10 turns rated at 2A. When current is passed through the coil the force can easily be measured by the change in reading on the accompanied balance. The adjustable magnet is used to determine the flux density in the gap.

Description	Part number
B.I.L. coil	AS4672
Adjustable magnet	AS8623




### Electronics

These products are designed as standalone items to compliment anyone studying electrical or electronic engineering topics covering areas including AC principles, bridge rectifiers or capacitors. These items are designed as demonstration items and can be used alongside our Locktronics kit to provide an intuitive course in electronic principles.

Description	Part number
Bridge rectifier system	AS8653
AC waveform demo	AS8722

# MICRO CNC

Our MicroCNC range of machines are low voltage, easy to store and cost-effective; allowing students to work in small groups to prototype their designs and learn key machining concepts. The robust range is a great introduction to manufacturing engineering principles.



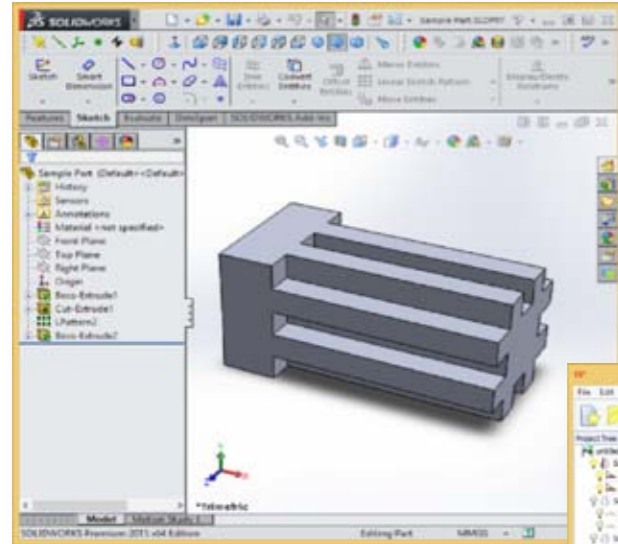
### Why Choose MicroCNC

- Compact and easily stored
- Designed for students to work in small groups
- Learn key principles of CNC machining and prototype easily
- 2-axis lathe and 3 and 4-axis milling machines
- Includes software to easily convert your CAD designs



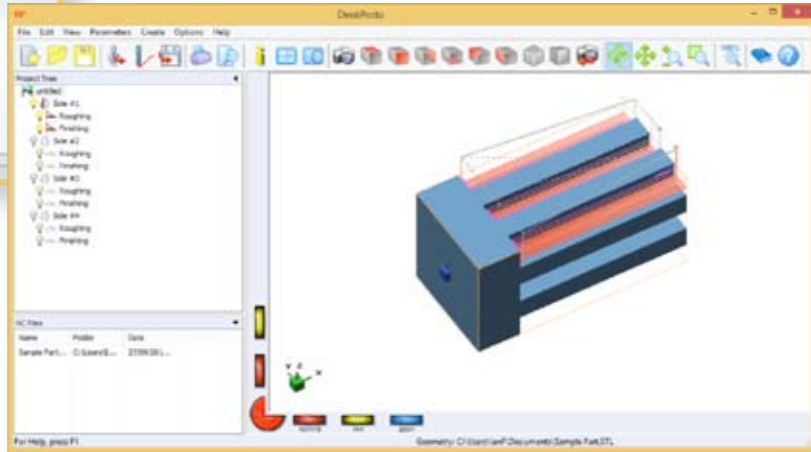
### Step 1:

Utilising the CAD software of your choice - Solidworks, AutoCAD or any other design software, users are able to develop designs, which they wish to be machined using the MicroCNC range.



### Step 2:

Next up is the job to convert designs to G code. We supply Deskproto and CamBam software, which imports STL files from a CAD program, calculates CNC toolpaths and then writes a G code program file, allowing prototyping using materials including wax, PU board and acrylic, suitable for lathing, milling, engraving etc.



### Step 3:

MicroCNC machine components are secured to the base plate quickly and easily. The user connects the machine to a laptop or PC, and the in-built software allows you to run the G code you have generated from Deskproto or CamBam and enable the machining of your design quickly, safely and easily.




More information on the MicroCNC range is available on pages 66 to 70

The MicroCNC curriculum is written to specifications from BTEC at National and Higher National Level and City & Guilds qualifications at Level 2 and above. These excellent UK awarding bodies produce some of the World's most well respected and well recognised technical education qualifications. At Matrix we are proud to say that our curriculum is written with these qualifications in mind to ensure our customers are delivering to the highest standards possible.



# E BLOCKS2



The E-blocks2 range includes:



A range of upstream programmer boards  
To which students add:



Input /output boards




Wired & wireless communications boards



Graphical displays



Motors and actuators boards



Prototype boards



Sensor boards



E-blocks2 to E-blocks connector boards

## Flexibility through modular design

E-blocks2 is the latest generation of microcontroller boards from Matrix. E-blocks2 modular boards provide learners and developers with a flexible suite of electronic blocks that snap together using rugged har-flex® connectors, to form a wide variety of electronic systems.

E-blocks2 are small circuit boards each of which contains a block of electronics that you would typically find in an electronic system. The E-blocks2 system is ideal for everyone, from those learning in an educational environment to engineers in the industrial world. Use of E-blocks2 is well supported with complementary ranges of software (including Arduino IDE, Flowcode, C and Assembly), and support for Grove® sensors and Click Boards™. Technical support is available from our dedicated development team through our online forums.

## Disciplines include:

- Computer Science
- Electrical / Electronic Engineering
- Mechanical Engineering
- Mechatronics
- Design Technology
- Robotics

## Flexibility

The modular nature of the E-blocks2 boards makes them one of the most flexible kits available. Almost anything in modern digital electronics that you want to teach, learn or construct can be done with the E-blocks2 system.

## Supported programmable devices

To give you flexibility in the courses you can deliver with E-blocks2, we support a wide range of programmable devices:

- Arduino
- 8-bit PIC MCUs
- 16-bit PIC MCUs
- 32-bit PIC MCUs
- 32-bit STM32 ARM MCUs
- Atmel AVR MCUs
- Altera Cyclone IV FPGA
- Raspberry Pi

## Supported programming languages

The E-blocks2 range is supplied with download utilities for native hex code which means that most chip programming languages are supported.

## Comms systems compatibility

Most chip to chip and system to system communications standards are supported. The list includes: CAN, Bluetooth, GSM, RS232, RS485, IrDA, PS2, VGA, TCP/IP, MIDI, SPI, I2C, ZigBee, RFID, VGA, USB, GPS, SD/ FAT16/FAT32, RF(ISM), RC5, Wi-Fi

## Curriculum support

E-blocks2 is well supported with a range of curriculum materials for different levels of learners. This includes free online tutorials for beginners and schools, 50-hour courses in programming and chip development for undergraduates and a range of specialist courses in advanced techniques like mobile telephony and embedded internet technology for the advanced user.

## Rugged design

E-blocks2 has been designed to be electrically and mechanically rugged to withstand the pressures of the lab: downstream board interfaces include damage protection resistors and cannot be damaged by programming errors. We can supply boards on impressive printed panels, to make them mechanically rugged during use. Plastic covers are also available for panel based products to offer further protection and prevent chips from being removed.

## Product information

All E-blocks2 boards are provided with complete datasheet, which includes circuit diagrams. The datasheet and examples can be downloaded from our website. Up to date drivers for all boards are also available online.

## Forum support


The Matrix development team provides excellent support for our products online through our very active forums. Additional support is provided by our network of valued contributors via our forums.

## Tight integration with Flowcode

E-blocks2 are tightly integrated with Flowcode and Flowcode components are available for all E-blocks2 boards as they are released.

## Industry standard technology

E-blocks2 is used as much by engineers in industry as they are used by students and teachers in education. The technology is real, up to date, and provides a great base for training the next generation of engineers.





## What is Ghost?

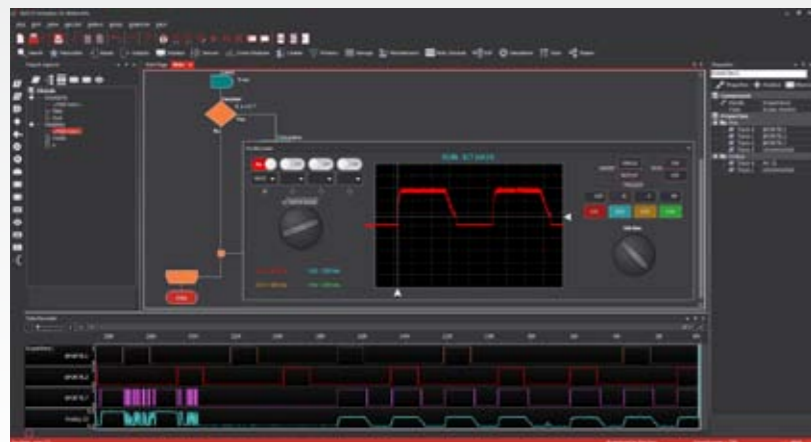
Ghost is a technology which, when combined with Flowcode, provides a revolutionary way of debugging electronic systems.

Ghost technology provides a real-time log of the status of all the pins on the microcontroller whilst a Flowcode program is running on the device. Ghost data can be viewed on the Flowcode Oscilloscope at the same time as the flow chart simulation. We call this 'In-Circuit-Test'. You can run, pause, and step through your program and view Ghost data at the same time and view variables, registers and other memory locations. We call this 'In-Circuit-Debug'.

When this data is combined with the PC-side processing capabilities of Flowcode it provides a very powerful debugging and learning tool. As an example of this the 5 steps below show how ICT works to collect a stream of GPS digital data gathered from the E-blocks system and processed into layers of meaningful information to help the design process.

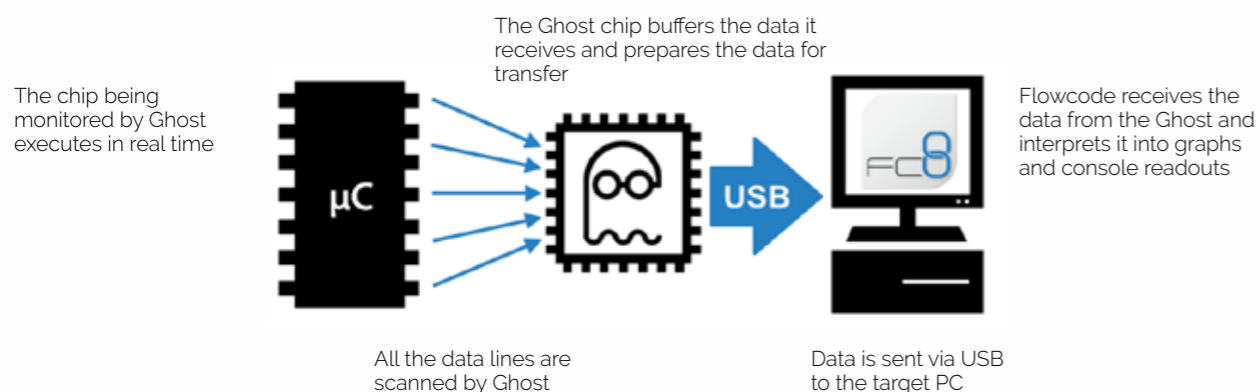
This saves huge amounts of development time - whether you are working at a pin level and getting your first program to work, or whether you are an advanced user wanting to perform a sanity check to make sure communications baud rates are set at the correct speed.

Both analogue and digital data is gathered through Ghost ICT and displayed on the Flowcode Oscilloscope. For communications busses decoding overlays for UART, SPI, and I2C are available. Ghost data can also be passed to simulation/SCADA components in Flowcode to provide Human Machine Interface style debug features.



## How does Ghost work?

Ghost is a unique piece of technology, the entire system works in real time as ghost monitors all the I/O on the target chip and streams that data directly into Flowcode via USB, below is a diagram explaining how the system works.



## What Hardware can I use with Ghost?



BL0055 Arduino shield



BL0080 PIC Multiprogrammer board

### Other upstream boards available:

- BL0032 dsPIC Programmer board
- BL0011 PIC Programmer board
- BL0086 AVR Programmer board
- BL0036 Raspberry Pi shield

# FlowKit




FlowKit 2 can help you debug your Flowcode designed systems for:

- PIC
- dsPIC
- AVR/Arduino

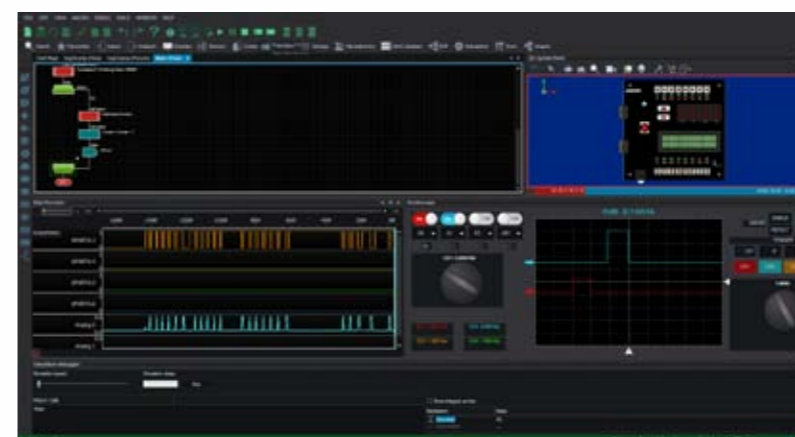


## Microcontroller system debugging

FlowKit 2 can be connected to microcontroller based hardware systems to provide In Circuit Test and In Circuit Debug features for third party hardware. With FlowKit it is possible to step through your Flowcode program on the PC and step through the program in the hardware at the same time. FlowKit can also monitor up to 8 analogue channels and up to 16 digital channels at sample rates up to 1MHz. Signal decoding is provided for I2C, SPI, and RS232 busses using Ghost technology.



Attaching FlowKit to your own circuit board using the probes provided



Communication busses being decoded



Analogue and digital data are monitored and displayed



Arduino/Genuino compatible FlowKit 2  
The Arduino/ Genuino version of FlowKit mounts directly onto an Arduino compatible circuit board.

### Ordering information

Arduino/Genuino compatible FlowKit 2 | HP6012



Stand-alone FlowKit 2 with USB lead and test clips  
The standard FlowKit is provided with 4 test clips.

### Ordering information

Stand-alone FlowKit 2 with USB lead and 4 test clips | HP6031



Our new modern electrical machines system is a revolutionary way of safely studying the characteristics of different motor types in a learning environment. Observations of alternative market offerings are:

- They are too expensive
- They are too complicated
- They take up too much space in a department – often with a dedicated room
- They are often not electrically safe

With this in mind we have developed a range which has the following features:

- Safe operation: all moving parts covered
- Electrical machines including those found on the following page
- Machines which operate on 24V power, AC or DC
- Manual (reduced specification) or full PC control
- Electronic measurement of voltage, current and power in DC and AC
- DC power supply included
- AC power supply single and three phase supply with variable frequency included
- All machines are small footprint, low power
- All equipment can be easily stored and packed away
- Full documentation and experiments included

This kit includes the following equipment:

- Dynamometer with integrated load cell and rotary encoder
- DC Permanent Magnet Motor (also used as a DC Permanent Magnet Generator)
- DC Shunt Motor (also used as DC Separately Excited Motor & Generator and DC Shunt Generator)
- DC Series Motor (also used as an AC/Universal Motor)
- AC Single Phase Induction Motor
- AC Three Phase Induction Motor (Star and Delta configurations)
- Brushless DC Motor (also AC Three Phase Permanent Magnet Synchronous Motor & Generator).
- Integrated power supply and control box
- PC-based applications for advanced control of the motors

Control box features:


- Select DC, single-phase AC and 3-phase AC outputs
- Integrated voltage and current measurement
- Adjustable resistive loads for dynamometer and series winding resistor
- Switchable start and run capacitors

Compatibility with MATLAB, allows the user to capture data that can be used to model industrial systems. For this, a separate curriculum exists and more information can be found on page 37.

## Electrical machines motor specifications

### DC Dynamometer / motor and cradle

Operating voltage	24V AC
Max current	2A
Speed	1500rpm
	<b>EM2159</b>



### Three phase induction motor

Operating voltage	24V AC
Frequency	40 – 80Hz
Max current	1.4A
Speed	1400rpm
	<b>EM2391</b>



### Single phase induction motor

Operating voltage	24V AC
Frequency	40 – 80Hz
Max current	1.4A
Speed	1400rpm
	<b>EM8614</b>



### DC motor

Operating voltage	24V AC
Frequency	40 – 80Hz
Speed	1500rpm
	<b>EM6574</b>



### Shunt motor

Operating voltage	24V DC
Max current	12A
Speed	1500rpm
	<b>EM9856</b>



### Universal / series motor

Operating voltage	24V AC
Frequency	50Hz
Max current	6A
Speed	1500rpm
	<b>EM7432</b>



### Brushless DC motor / 3 phase generator

Operating voltage	24V DC 3 phase
Max current	2A
Speed	1500rpm
	<b>EM5337</b>

# SOURCE

The Matrix general purpose AC/DC power supply and signal generator has a wide range of applications in education: in Physics, Technology and Electronics.

The unit is housed in a rugged enclosure with a large graphical back-lit display and input controls conveniently located at the top front of the display. The power supply has a number of fixed DC voltage outputs as well as variable DC and AC outputs.

The AC signal generator output is presented in three forms: +10V p-p 50 Ohm DC coupled BNC output, high-power output via shrouded 4mm sockets for directly driving speakers and vibration generators, and a line-level output on a jack socket. This AC signal delivers 0.1Hz to 100kHz with sine, triangle, square and arbitrary waveform outputs.

## Features

- Outputs: -12V, 5V and +12V
- Variable 3-10V DC output
- Signal 0.1Hz - 100kHz
- Dot matrix backlit display
- Rugged control and buttons
- Current limiting feature
- Shrouded safety connectors



## Outputs specification table

Feature	Output	Details		Terminal
Signal Generator:	Instrumentation 0.1Hz to 100KHz	50 Ohm DC coupled 10V p-p		BNC
Sine, Square, Triangle, Sawtooth, Custom	Audio Output 20Hz-20KHz	Loudspeaker/Transducer AC coupled 10V p-p 1.3 Amp peak		4mm shrouded(+) 4mm shrouded(-)
		Line Out AC coupled 2V p-p 200 Ohm source impedance		Mono Jack
Power Supply	3-10V variable	up to 3A maximum	variable current limited, monitored	4mm shrouded (brown)
	+12V	up to 5A maximum	variable current limited, monitored	4mm shrouded (blue)
	+5V	up to 5A maximum	variable current limited, monitored	4mm shrouded (red)
	-12V	up to 300 mA	current limited to 300mA	4mm shrouded (yellow)

## The menu system

The unit is controlled via a tabbed menu system.


When one of the top row tab names is highlighted the tabbed page can be changed by turning the rotary control knob. If a tab name is not highlighted, press the "up" push button (4) until it is.



## Curriculum workbooks available online

The worksheets cover topics of sound and light science. The worksheets include:


- Just listen
- Piped music
- Weird wobbles
- Vibrating strings
- Hear the beat
- Flashy
- In sequence
- Booster
- Filter the treble



# FORMULA ALLCODE™

Formula AllCode is host independent and can be used with:

- Raspberry Pi
- Android
- iPhone
- Windows & MacOS
- And many more...



## Learn robotics your way

Formula AllCode is a complete robotics course consisting of a high specification robot buggy, a course, and a range of accessories that present learning activities for students. The robot is Bluetooth compatible and is shipped with a full Application Programming Interface. This means that it can be controlled via Bluetooth from any computer, tablet or phone with a Bluetooth interface using a host of different programming languages from Python to C++.

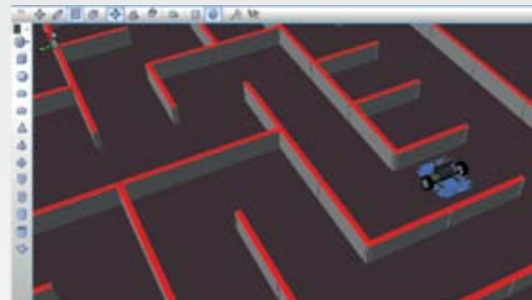
The free, accompanying course includes a range of activities with varied levels of difficulty; from flashing an LED through to maze solving. Students are guided through the activities by a suite of worksheets. To get students started example programs on all major platforms are provided, including: Flowcode, MATLAB, LabVIEW, Python and AppInventor. Flowcode simulation environments and components are provided for Flowcode users (dsPIC version required). Programs written in Flowcode or C can be downloaded to the robot to make it behave autonomously.

This is our second generation educational robot buggy evolved from many years of experience in the market.


By the way: the word 'Formula' in the name refers to the popular 'Formula Ford' racing competitions where drivers race on a track using the same specification of car.



In Finland, Robotics students taking part in the Finnish World Skills in 2018 used Formula AllCode as a automated robot to solve a constructed maze in the fast time, using sensor technology and a remote control system using mobile phones.




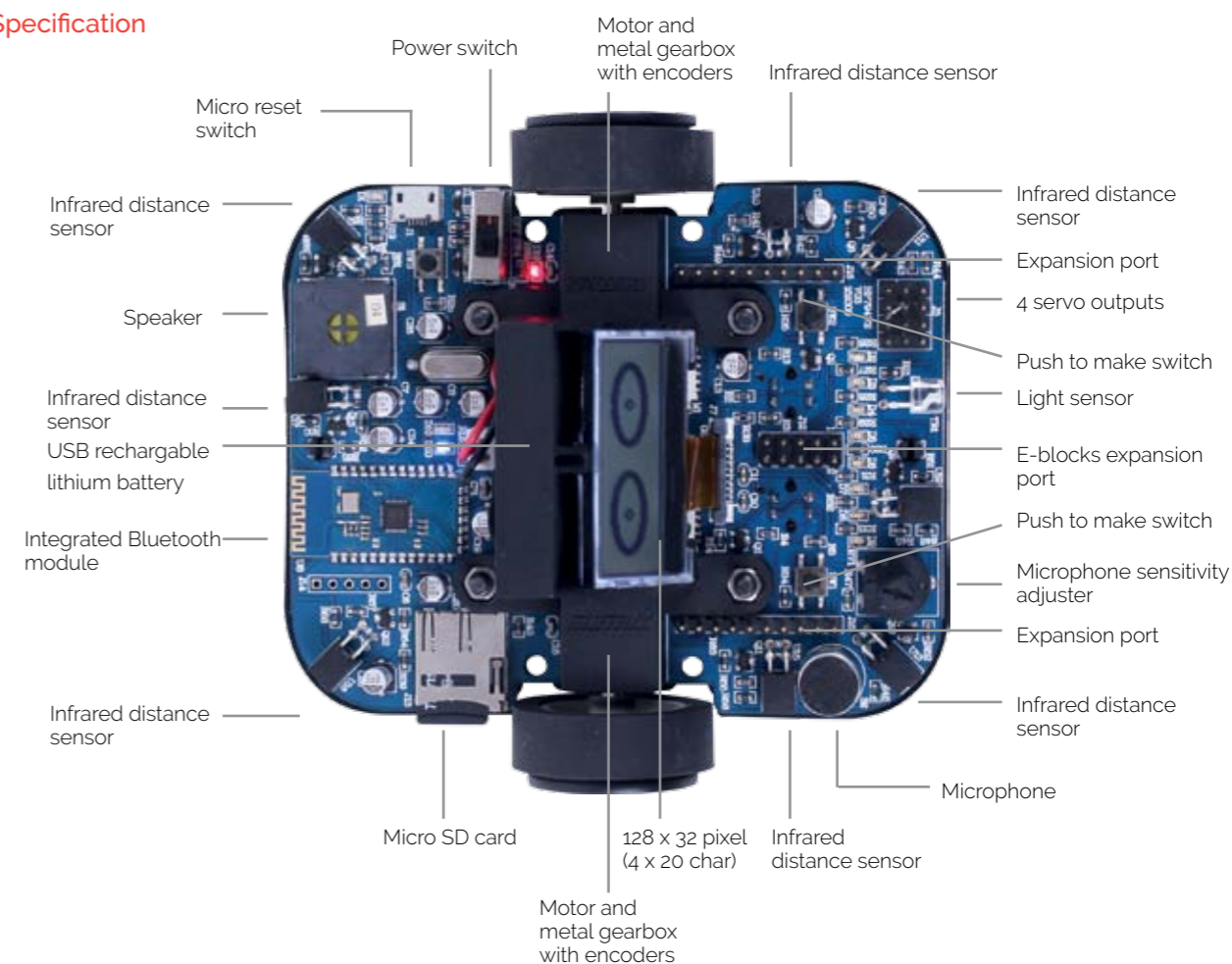


Formula AllCode uses it's high specification of sensors to follow lines and can even solve complex mazes. We are offering maze walls and maze mat with full examples to enhance your learning experience.



Program the Formula AllCode with any Android device. Use programs such as App Inventor to develop and directly control the Formula AllCode. You can even use iOS and RPi platforms to control the buggy.

## Specification




## Learning Activities

Learning activities are at the heart of Formula AllCode and have driven its specification.

The range of activities is what makes AllCode so powerful. Students can learn basic code constructs starting with flashing an LED. They can learn the principles of robotics using the on-board sensors and the motors. Then students can progress to solving system level problems like maze solving and navigation.

Maze solving is really special: using a left hand wall following algorithm it is possible to solve most mazes. But using the AllCode to first map a full maze and then work out the fastest way of going from start to finish is a real challenge for coders. Whatever you end up doing with your students there is a little bit of magic in seeing robot buggies running around mazes.

Here you can see a list of some of the learning activities that are possible with the Formula AllCode.



### RobotIO

Use on-board switches and LEDs to understand inputs, outputs and binary operation.

### Robo-DJ

Use on-board loudspeaker to generate tones and play music.

### Robopop

Use the input mic to make the robot dance to music.

### Motor drive

Program the robot to drive the motors with a specific speed and direction so that predetermined figures such as a triangle, a square, a circle or a spiral are made. We will have a logo-like commands in the API.

### Follow my line

Use the on-board line sensors to follow a black line on a white background. Extend the exercise with various markings on the line following mat.

### See the light

Use on-board light sensor to drive the buggy towards a light source.

### Lefty

Use the left hand wall-following technique to solve a simple maze.

### Measure my drive

Understand how wheel encoders are used to give feedback on exact distance travelled by each wheel and calibrate driving for each wheel.

### Drag race

Travel as fast as possible over a straight course, following a white line, then brake and stand still before hitting the end wall.

### Daytona race

Do three laps around the maze as fast as possible, the fastest mouse wins. One second will be added for every time you hit a wall or make a 'touch'.

### Navigation

Use the internal compass sensor to guide the robot along a path to buried treasure.

### Tilt and turn

Develop apps in iPhone and Android that control the robot using the tilt sensor in your mobile phone/tablet, or control using a simple program on a PC (etc).

### Stat panel

Develop apps in iPhone and Android that shows robot sensor status as it drives along a maze.

### Full maze

Solve an unknown maze by mapping it first and then driving the fastest courses as fast as possible.

### Curve drawer

Attach a pen to the robot and make it draw a given function (e.g. y=x<sup>2</sup>).

### G forces

Measure acceleration and wheel slip to optimise speed along a maze.

### Pimp my ride

Develop a circuit board that attaches to the Formula AllCode robot using the servo outputs.

### Mobile bug

Create a spying device which drives to a location, records some speech, drives back and then plays the recorded speech back.

### Remote control

Use an old TV remote to make the robot move.

### Swarm


Use the Ir sensors to communicate between robots.

## API example commands

There are two ways of programming the AllCode: firstly students can construct a program using Flowcode or MPLAB and can download this program using USB or Bluetooth. The program will run autonomously in the robot.

Secondly students can use the AllCode as a Bluetooth connected slave to a host using a suite of commands we have provided. We call these commands the Application Programming Interface or 'API'. This means that it is easy to control the AllCode from computing platforms such as Android, MACOS, Windows, Raspberry Pi. The API is available in many languages (Python, App Inventor, Windows DLL, and more) and instructions on connecting major platforms to the AllCode are provided.

The table above lists some examples of the API.



## ECIO

ECIO hardware provides a low cost and simple way to move your projects to a finished state by allowing you to commit the ECIO into a static design. The ECIO boards all feature a direct USB connection to the microcontroller allowing for very easy USB communications and power. ECIO combined with Flowcode should all work great out of the box without having to worry about complicated road blocks such as configurations and oscillator circuits. They also provide one of the fastest and lowest cost ways of embedding advanced intelligence and control into your project.


ECIOs are used by hobbyists, students and engineers to develop projects based on microcontroller technology and are particularly useful when in-field reprogrammability or USB features are required.

The ECIO family of USB programmable single board computers provides an incredibly simple way of adopting microcontroller technology into your projects. ECIO devices include a microcontroller with clock, power and programming circuitry on a standard 0.6" DIL header. When you plug the USB lead in to an ECIO you can reprogram the device or use the USB interface for communications with a PC.

Currently there are three ECIO devices based on PIC and dsPIC microcontrollers. ECIO devices are compatible with hex code from a number of compilers including Flowcode, BASIC, C and assembler.

ECIO single board computers provide one of the fastest and lowest cost ways of embedding advanced intelligence and control into your project.

- 28 and 40 pin 0.6" footprint, professional capability.
- Adds USB reprogrammability to your own circuit boards.
- Programmable from USB, power from USB.
- Compatible with Flowcode, C, Assembly, LabView and Visual Basic.



The ECIO family of USB programmable microcontroller modules behave just like a normal microcontroller - but when you plug the USB lead in and press the reset switch you can send a new program to the device. This, along with the low cost, makes ECIO ideal for student work at home and for incorporating into student circuit boards. ECIO microcontrollers are pre-programmed with a bootloader program which allows you to send a new program to the microcontroller via USB. ECIO is compatible with hex code from any appropriate compiler including Flowcode, C compilers and MPLAB.

Flowcode programs and Windows drivers are available for ECIO devices making them suitable for use with LabView, Visual Basic, C++ etc.



28 pin PIC 18 ECIO


Base chip	PIC18F2455
Oscillator	4MHz ext, 48MHz internal
I/O lines	19
A/D	10 x 10 bit
A/D sample rate	100ksps
Program memory	24K bytes
RAM	2K bytes
EEPROM	256 bytes
Power	5V, USB or external
PWM channels	2
Timers	1 x 8 bit, 3 x 16 bit
Interfaces	EUSART, M <sup>1</sup> C, SPI, USB2.0
Package	28 pin, 0.6", DIP compatible
	<b>ECIO28P</b>

40 pin PIC 18 ECIO

Base chip	PIC18F4455
Oscillator	4MHz ext, 48MHz internal
I/O lines	30
A/D	13 x 10 bit
A/D sample rate	100ksps
Program memory	24K bytes
RAM	2K bytes
EEPROM	256 bytes
Power	5V, USB or external
PWM channels	5
Timers	1 x 8 bit, 3 x 16 bit
Interfaces	EUSART, M <sup>1</sup> C, SPI, USB2.0
Package	40 pin, 0.6", DIP compatible
	<b>ECIO40P</b>

40 pin dsPIC ECIO

Base chip	dsPIC33EP256MU806
Oscillator	8MHz ext, 70MHz internal
I/O lines	34
A/D	20 x 12 bit
A/D sample rate	1.1 Msps
Program memory	256K bytes
RAM	28K bytes
EEPROM	0 (internal ROM overwrite)
Power	5V, USB or external
PWM channels	16
Timers	9 x 16 bit
Interfaces	4 x UART, 2 x M <sup>1</sup> zC, 4 x SPI, 2 x CAN, USB2.0
Package	40 pin DIP, 0.6" compatible
	<b>ECIO40P16</b>



Student ECIO starter kit

This kit is designed for students and hobbyists who want to start learning microcontroller circuit development at home. The kit is supplied with a high quality HPAD01 prototype board, a 28 PIN PICmicro microcontroller ECIO device (ECIO28P), 1.5 metres of single core prototype wire (red, black and green) and 13 electronic components which allow a wide range of experiments to be conducted. A suite of worksheets which includes build and software development instructions for 10 analogue and digital experiments are available from our website.

Ordering information

Student ECIO starter kit

EC2961

# MIAC



MIAC is now available in 5 models:

- PIC
- AVR/Arduino
- dsPIC
- Raspberry Pi
- AllCode




MIACs have a wide range of uses:



MIACs used to control a mid scale hydroelectric power station in Sri Lanka.



A dsPIC MIAC's CAN bus capabilities being used in an automotive application. Only the MIAC can handle CAN and Modbus without 'extra' extensions, it is easy to program, it has a build-in display and function keys



Educational version of the MIAC used in a Pneumatics training rig.

MIAC controllers provide learners and developers with a high power, flexible electronic system in a rugged industrial standard case that sits on a standard 25mm 'top hat' DIN rail.

MIACs are electrically and physically compatible with a huge range of industrial accessories and expansion modules: from sensors to powerful motor controllers. MIAC controllers are based on a number of different microcontroller platforms (PIC, Arduino, Raspberry Pi) and can be programmed with a range of development tools.

There are now 5 different models of MIAC: PIC, dsPIC, AVR/Arduino, Raspberry Pi and AllCode. The choice you make will depend on the software tools you want to use and your application.

The range of inputs and outputs of the MIAC are well specified with analogue/digital inputs, motor control outputs, internal relays, and a number of communications interfaces including CAN, RS232, and RS485. Optional Bluetooth and Wi-Fi interfaces make MIAC perfect for Internet Of Things applications.

MIAC is fully compatible with our own Flowcode software (PIC, Arduino, dsPIC) and a full simulation of MIAC is available within Flowcode.

An educational version of the basic PIC MIAC with rugged plastic case and 4mm connectors is available.



# Features



PIC      Arduino      dsPIC      RPi      AllCode

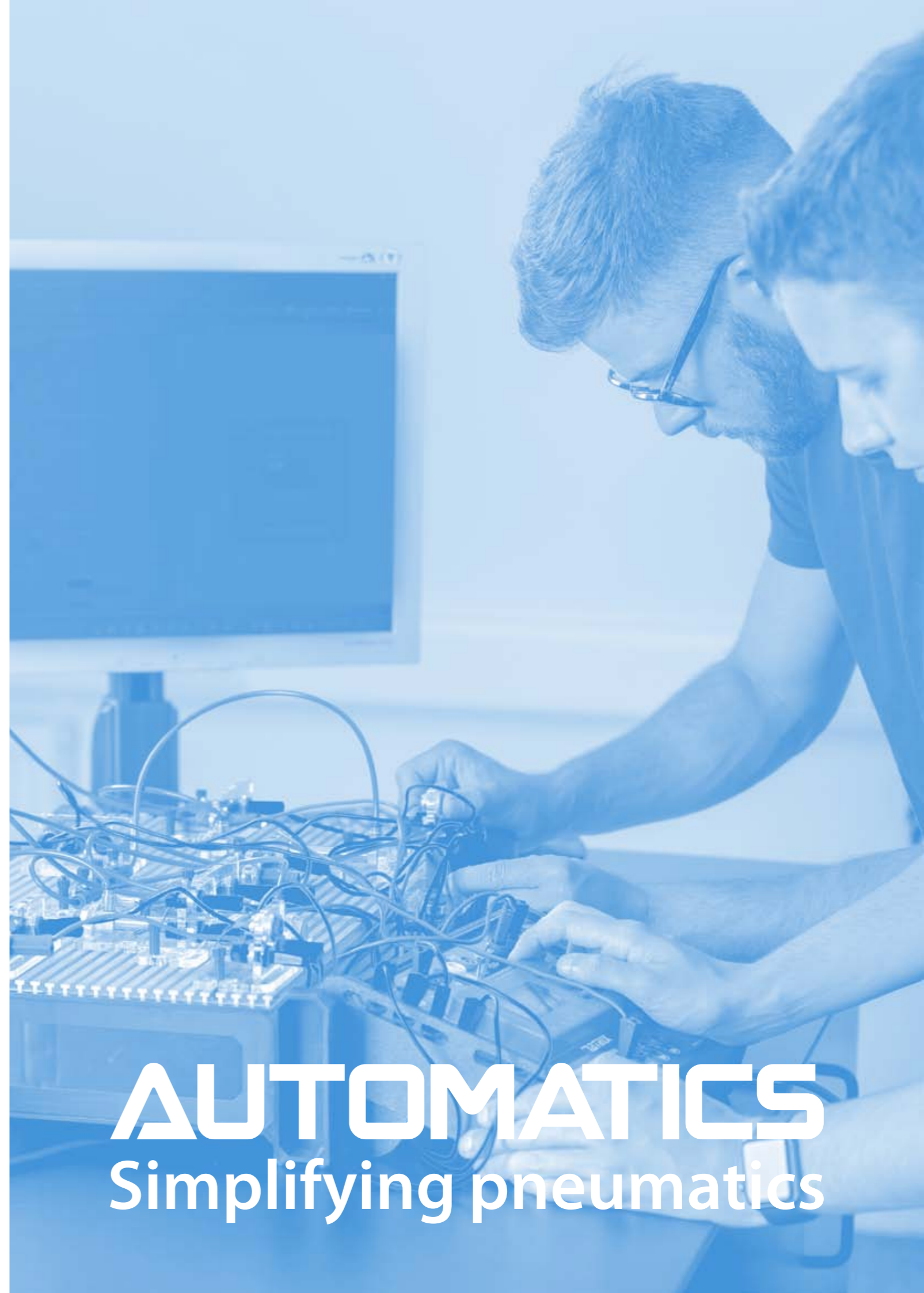
Processor	8 bit, PIC18F	8bit AVR/Arduino	16bit dsPIC	32bit ARM/RPi	16bit dsPIC
<b>Processing speed</b>	12 MIPS	8 MIPS	70 MIPS	800MIPS	70 MIPS
<b>Memory</b>	32KB ROM, 2KB RAM	128KB ROM, 8KB RAM	256KB ROM, 28KB RAM	4GB ROM, 512MB RAM	256KB ROM, 28KB RAM
<b>Display</b>	4 line 16 char LCD	5 line 20 char. Blue backlit graphical LCD	5 line 20 char. Blue backlit graphical LCD	5 line 20 char. Blue backlit graphical LCD	5 line 20 char. Blue backlit graphical LCD
<b>Communications formats</b>	CAN	RS232, RS485, CAN	RS232, RS485, CAN	RS232, RS485, CAN Wi-fi as standard	RS232, CAN
<b>Comms options</b>		Wi-fi or Bluetooth (replacing RS485)	Wi-fi or Bluetooth (replacing RS485)	Bluetooth (replacing RS485)	Wi-fi or Bluetooth
<b>Internal peripherals</b>		Micro SD card slot Real Time Clock	Micro SD card slot Real Time Clock	Micro SD card slot Real Time Clock	Micro SD card slot Real Time Clock
<b>Inputs - all either analogue or digital</b>	8 x 0-12, 10 bit	8 x 0-12, 10 bit	8 x 0-12, 10 bit	8 x 0-12, 10 bit	8 x 0-12, 10 bit
<b>Outputs</b>	4 x solid state (1.75A total) 4 x relay (8A)	4 x solid state (5.6A total) 4 x relay (8A)	4 x solid state (5.6A total) 4 x relay (8A)	4 x solid state (5.6A total) 4 x relay (8A)	4 x solid state (5.6A total) 4 x relay (8A)
<b>Operating voltage</b>	12V	9 - 24V	9 - 24V	9 - 24V	9 - 24V
<b>Software options</b>	Flowcode, C, ASM	Flowcode, C, ASM Arduino C++ tool chain	Flowcode, C, ASM	Linux based Python, C++ etc. Using remote desktop technology	API provides which allows control to any host system with Bluetooth or Wi-Fi
	FC C X	FC C ∞	FC C X	Raspberry Pi Python C++	FC X

**Product codes - standard version**

MI0235	MI5466	MI5809	MI5769	With Wi-fi: MI5331
	With Wi-fi: MI9935	With Wi-fi: MI8615	With Bluetooth: MI6693	With Bluetooth: MI528
	With Bluetooth: MI3449	With Bluetooth: MI8759		

**Product codes - education version with 4mm connectors**

MI0245	MI5138	MI3494	MI5718	MI3971



# AUTOMATICS

## Simplifying pneumatics

MIAC

The Automatics range include:



A rugged aluminium platform  
To which students add...



A compressor



A manifold



Cylinders



Mechanical valves



Electrical valves



Connectors



Switches and sensors




A controller



Pneumatic tubing



Electrical cables



### Simplifying pneumatics and automation

Automatics is a range of products that simplifies the process of teaching and learning about pneumatics and automation systems.

The Automatics range consists of separate rugged components that mount onto a stable aluminium platform. Components are clearly marked with the appropriate pneumatic or electrical symbol. Students take the rugged components, mount them to the platform using plastic 'tee' bolts and connect the components together with nylon tubing to build working pneumatic circuits.


They then use the curriculum provided to carry out experiments in pneumatic and electronic control.

### Disciplines include:

- Pneumatics
- Automation
- Design technology
- PLC programming

### Automatics Curriculum

Curriculum can be downloaded for free from our website. These workbooks provide lesson plans, student worksheets and teacher's notes for a variety of courses that can be used individually or as a coherent series. Students are guided through each subject in a logical sequence with clear, concise learning objectives at each stage, complete with quizzes and short tests by which their progress can be assessed.




### Automatics Solutions

Automatics solutions fit into many different disciplines as they can be used to teach Technology/Computer science, Basic engineering and Mechanical engineering. Solutions are packed in rugged plastic trays and include power supplies where necessary and generous quantities of 'consumables' such as pneumatic tubing and fixings. Add-on packs are also available that are designed to extend the features of your core solution.

### Automatics in Industry

Now available is the Automatics PLC adaptor rail, meaning that the Automatics range can be used with any PLC. The adaptor rail allows PLCs to connect to relay and motor outputs using standard 4mm connectors which connect directly to other Automatics components. Any programming language, including ladder logic, can be used. PLC adaptor modules available are power distribution, inputs, motor outputs and relays.



### Why Choose Automatics

- Makes learning easier
- Rugged and reliable
- Integrate Pneumatics & Control
- Covers a range of subject areas
- Extensive free curriculum
- Range of individual components
- Sturdy storage for solutions
- Minimal assembly required

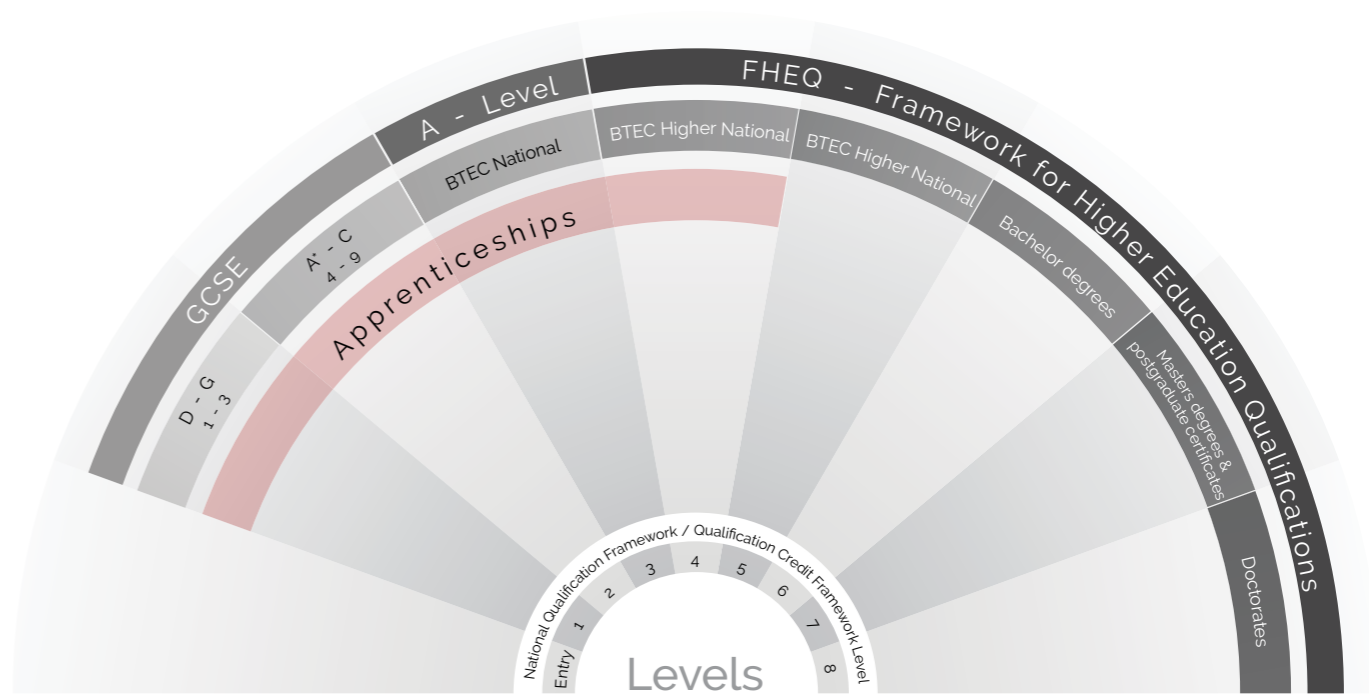
Check out industrial PLCs as part of our partnership with Siemens on page 62

Science/Physics	pg. 5 - 12
Fibre Optics, Photonics and Optical Science	pg. 13 - 18
Computer Science	pg. 19 - 23
Electrical/Electronic Engineering	pg. 24 - 46
Mechanical Engineering	pg. 47 - 58
Automation, Robotics & Mechatronics	pg. 59 - 65
Manufacturing Engineering	pg. 66 - 76
Aviation	pg. 77 - 79
Automotive	pg. 80 - 86
Electrical Installation	pg. 87 - 92

Solution (product code in brackets)	Pages	Science/Physics	Fibre Optics, Photonics and Optical Science	Computer Science	Electrical/Electronic Engineering	Mechanical Engineering	Automation, Robotics & Mechatronics	Manufacturing Engineering	Aviation	Automotive	Electrical Installation
Electricity, magnetism & materials (LK9071-2)	6	1, 2									
Fundamentals of electricity (LK6444)	7	1									
Energy & the environment (LK7345-2)	7	2, 3									
Electrical and electronic principles (LK9329-2)	8	3									
Class pool kit (LK6802)	8	3									
Source - combined power supply and signal generator (LK6999 / LK2975)	9, 46	All									
Thermodynamics kit (HP4159)	9	2, 3									
Ripple tank MkIII (AS0371)	10	2, 3									
Cloud Chamber (AS4681)	10	2, 3									
Digital Voltmeter/Ammeter class set (AS1106/AS4472)	11	2, 3									
Advanced physical optics kit	12, 14		4*								
Principles of Optical Waveguiding kit (FP0294)	15		4*								
Advanced fibre optic communications kit (FP4010)	15		4*								
Bit error rate & eye diagrams kit (FP6269)	16		4*								
Optical network analysis & OTDR kit (FP0374 / FP2350)	16		4*								
Erbium doped fibre amplifiers kit (FP5366)	17		4*								
Principles of lasers kit (FP068)	17		4*								
WDM components & systems and Bragg gratings kit	18		4*								
Introduction to Robotics	20, 66			All			All				
Programming Arduino microcontrollers (BL0599)	21			3, 4							
Programming PIC microcontrollers (BL0562)	21			3, 4							
Raspberry Pi development kit (BL0557)	22			3, 4							
PIC systems solution (LK8922-2)	22			3, 4							
AllCode robot arm production cell (RB6231)	23, 65, 75			3, 4			3, 4				
Applied electrical science (LK9071-2)	25				2						
Electronic devices and communication applications (LK3889-2)	25				3						
Intermediate electrical and electronic engineering (LK6499-2)	26				3						
Industrial sensors, actuator and control application (LK5783-2)	26				3, 4						
Three phase systems (LK4961)	27				3, 4						
Modern electrical machines system (EM6637)	28, 76, 91				3			3			3
Operational amplifiers add-on pack (LK6906)	30				3						
Transformer construction and operation (LK1989)	30				3						
Combinational logic add-on packs (LK6904)	31				3						
Sequential logic add-on pack (LK6905)	31				3						
Transistor amplifiers add-on pack (LK9435)	32				3						
Principles and applications of electronic devices and circuits (LK9422)	32				3, 4						
Advanced electronic principles (LK6804)	33				3, 4						
TINA V12	33				3, 4, 5						
Advanced electrical, electronic and digital principles (LK9044)	34				4						
Fault finding in electronic circuits (LK3566)	34				3, 4						
Digital and analogue electronic systems	35				3						
Power and energy electronics (LK3568)	35				3, 4, 5						
Renewables and storage add-on kit (LK1069)	36				4, 5						
Industrial systems	37				4, 5						
Programming Arduino microcontrollers	38				3, 4						
Programming PIC microcontrollers	39				3, 4						
Programming dsPIC microcontrollers	40				3, 4						
Programming AVR microcontrollers	40				3, 4						
Programming ARM microcontrollers	41				3, 4						
Raspberry Pi development kit	41				3, 4						
Electronic engineering communications solutions	42 - 45				4*						
Mechanical kits	48 - 57					3, 4					
Thermodynamics kit (HP4159)	58				2, 3						
Engineering Science kit	58				2*						
Automatics essentials solution (AU9020)	60, 71						3, 4	3, 4			
Electro-pneumatics add-on kit (AU9015)	60, 71						3, 4	3, 4			
Pneumatics control add-on kit (AU9010 / AU9030)	61, 72						3, 4	3, 4			
Pneumatics with your own PLC	61, 72						3, 4	3, 4			
Pneumatics control with S7-1200 Siemens PLC add-on (AU9077)	62, 74						3*	3*			
Automatics interactive courseware (AW20780)	63						3, 4				
Mechatronic systems (HP4550)	63						3, 4				
Formula AllCode football mat add-on (RB4938)	65						2*				
Micro CNC system controller and base plate (CN4079)	67								3		
2-axis Micro CNC lathe (CN2668)	67									3	
3-axis Micro CNC milling machine (CN4234)	68										3

Science/Physics	pg. 5 - 12
Fibre Optics, Photonics and Optical Science	pg. 13 - 18
Computer Science	pg. 19 - 23
Electrical/Electronic Engineering	pg. 24 - 46
Mechanical Engineering	pg. 47 - 58
Automation, Robotics & Mechatronics	pg. 59 - 65
Manufacturing Engineering	pg. 66 - 76
Aviation	pg. 77 - 79
Automotive	pg. 80 - 86
Electrical Installation	pg. 87 - 92

Solution (product code in brackets)	Pages	Science/Physics	Fibre Optics, Photonics and Optical Science	Computer Science	Electrical/Electronic Engineering	Mechanical Engineering	Automation, Robotics & Mechatronics	Manufacturing Engineering	Aviation	Automotive	Electrical Installation
4-axis MicroCNC milling machine (CN8285)	68									3	
Complete MicroCNC set (CN3885)	69									3	
Deskpro CAM software (CN3075 / CN2498)	70									3	
CamBam software (CN8332 / CN2171)	70									3	
EASA electrical fundamentals (module 3) (LK9339)	78								3, 4, 5		
EASA electronic fundamentals (module 4) (LK9282)	78								3, 4, 5		
EASA electrical and electronic fundamentals (modules 3 and 4) (LK9672)	79								3, 4, 5		
Electricity, magnetism and materials (LK9071-2)	82									1	
AC principles for automotive technicians (LK8222)	82									2	
An introduction to motors, generators and hybrid (LK7444)	83									2	
An introduction to digital electronics (LK4221)	83									2	
Combined level 2 automotive pack (LK4500CUS)	84									2	
Sensors and control in automotive applications (LK9834-2 / LK6491-2)	84									3	
CAN bus systems and operation (LK7629)	85									3	
CAN bus systems and operation solution with engineering panel (LK2839)	86									3	
Hybrid vehicle demonstration system (LK6483)	86									3	
Electrical installation level 1 (LK5000)	88										1
Electrical installation level 2 (LK4063)	88										2
Level 2: Demonstration kit	89										2
Transformer construction and operation (LK1989)	89										2, 3
8202 Level 2: Electronic components and circuits pack (LK2901)	90										3
8202 Level 3: Electrical Installation circuit principles (LK4562)	90										3



The Matrix curriculum map is designed to give you an idea of the educational levels for which our products are developed. The wheel-diagram on this page explains more about levels of educational achievement in the United Kingdom.

We map our curriculum to internationally renowned syllabi, from:

- Pearson (mainly through the BTEC qualifications)
- City & Guilds
- EAL
- WJEC/Eduqas
- AQA
- OCR
- European Aviation Safety Authority
- Institute of Motor Industry
- OAL

We're also able to develop specific equipment for a range of higher education qualifications at undergraduate and postgraduate level and we work with some of the World's most prestigious Universities.

Throughout our catalogue, each solution details selected curriculum units, so you can select what you require accordingly, however this is by no means a definitive list.

For further explanation or help with this, do not hesitate to get in touch.

## AllCode

Product Code	Description
RB4191	Formula AllCode standard kit
RB4938	Formula AllCode football mat add-on
RB6231-2	Robot Arm solution
RB7240	Formula AllCode standard class set
RB7518	Formula AllCode deluxe class set
RB7971	Formula AllCode deluxe kit
RB8962	Maze Walls (for Formula AllCode)
RB8975	Maze Mat (for Formula AllCode)

## Automatics

Product Code	Description
AU1010	Manifold
AU1020	Reservoir 45cc
AU1030	Junction, equal tee
AU1040	Platform
AU1050	Compressor
AU1060	Tee-bolts and sleeves (pack of 50)
AU1070	TuBing, 4mm, red, 30 m length
AU1071	TuBing, 4mm, yellow, 30 m length
AU1072	TuBing, 4mm, blue, 30 m length
AU1073	TuBing, 4mm, clear, 30 m length
AU1080	Tube cutting tool
AU2140	Cylinder, single acting, 10 ` 40 mm
AU2280	Cylinder, double acting, 10 ` 80 mm
AU3022	Valve, flow control
AU3200	Valve, 3/2, button-spring
AU3201	Valve, 3/2, diaphragm-spring
AU3202	Valve, 3/2, lever-spring
AU3203	Valve, mini shuttle
AU3204	Valve, 3/2, roller-spring
AU5200	Valve, 5/2, lever-spring
AU5201	Valve, 5/2, pilot-pilot
AU6010	Valve, 3/2, solenoid-spring
AU6015	Valve, 5/2, double-solenoid
AU8010	Light sensor
AU8015	Microswitch
AU8020	Power panel
AU8025	Reed switch and holder
AU8030	Switch, push to make
AU9010	Automatics control add-on kit
AU9015	Automatics electro-pneumatics add-on
AU9020	Automatics essentials solution
AU9025	Automatics control add-on kit (without MIAC) 12 Volt
AU9030	Automatics control add-on kit (no MIAC) 24 Volt
AW20780	Automatics interactive courseware

## E-blocks2

Product Code	Description
BL0011	E-blocks2 PIC programmer
BL0032	E-blocks 2 - dsPIC programmer
BL0036	E-blocks2 Raspberry Pi shield
BL0055	E-blocks2 Arduino shield

BL0061	E-blocks2 ARM programmer
BL0080	E-blocks2 - PIC Multiprogrammer
BL0086	E-blocks2 AVR programmer
BL0106	E-blocks2 - Click board
BL0113	E-block2 Converter board 2
BL0114	E-blocks2 Combo board
BL0117	E-blocks2 - Prototype board
BL0119	E-blocks2 - Converter board 1
BL0127	E-blocks2 Actuators board
BL0129	E-blocks2 - Grove board
BL0136	E-blocks2 Wi-Fi board
BL0138	E-blocks2 - Keypad
BL0139	E-blocks2 Mono gLCD board
BL0140	E-blocks2 CAN bus board
BL0145	E-blocks2 - Switch board
BL0152C	E-blocks2 Zigbee co-ordinator board
BL0152R	E-blocks2 Zigbee router board
BL0154	E-blocks2 uSD board
BL0155	E-blocks2 - Expander
BL0156	E-blocks2 - Splitter board
BL0157	E-blocks2 Colour gLCD board
BL0158	E-blocks2 upstream to upstream connector
BL0161	E-blocks2 manual patch board
BL0162	E-blocks2 servo motor board
BL0167	E-blocks2 - LED board
BL0169	E-blocks2 LCD board
BL0170	E-blocks2 Bluetooth board
BL0173	E-blocks2 Terminal board
BL0183	E-blocks2 Relay board
BL0502	PIC microcontroller system development kit (modular)
BL0503	dsPIC Microcontroller system development kit
BL0505	PIC programmer and combo board
BL0514	dsPIC development centre and printed panel
BL0518	AVR development centre and printed panel
BL0524	PIC microcontroller system development kit (combo)
BL0540	Arduino microcontroller system development kit (combo)
BL0544	Arduino programmer and combo board
BL0546	ARM microcontroller system development kit
BL0554	Arduino microcontroller system development kit (modular)
BL0555	E-blocks2 Grove sensor development kit
BL0557	Raspberry Pi development centre and printed panel
BL0560	Raspberry Pi programmer and combo board
BL0562	PIC development centre and printed panel
BL0564	dsPIC programmer and combo board
BL0570	AVR programmer and combo board
BL0575	Raspberry Pi Microcontroller system development kit
BL0591	AVR Microcontroller system development kit
BL0593	ARM development centre and printed panel
BL0596	ARM programmer and combo board
BL0599	Arduino development centre and printed panel

## Lascells

Product Code	Description
AS0371	Ripple tank Mk III
AS0933	Optics screen
AS1106	Digital voltmeter - class pack of 15

AS1855	Demonstration electric motor
AS2519	Photo detector
AS2563	Digital voltmeter
AS3248	Emitter detector pair
AS3403	Simple Timer
AS3529	Stationary wave apparatus
AS3665	Optics board
AS3973	Colour mixer
AS4256	Speed of sound
AS4472	Digital ammeter - class pack of 15
AS4672	B.I.L. coil
AS4681	Cloud chamber
AS4810	Residual current circuit breaker (RCCB) demo
AS4882	Fibre optics system
AS5069	Spare cloud chamber source
AS5432	Mirror support blocks
AS6838	LED raybox
AS7043	Ultrasonic system
AS7068	Optics bench pair
AS7316	Plane mirror (set of 10)
AS8553	Bridge rectifier system
AS8623	Adjustable magnet
AS8722	AC waveform demo
AS8848	LED light source
AS9084	Digital ammeter
AS9130	Colour filter set
AS9269	Strip and wire tester
AS9997	Circuit breaker

## Locktronics

Product Code	Description
HP2673	Locktronics engineering panel
HP6320	Locktronics demo panel
LK0123-00	Small bar magnet
LK0124	Small compass
LK1110	Multimeter
LK1989	Transformer construction and operation
LK2285	Principles of Lighting solution
LK2340	AC voltage source carrier
LK2341	MES bulb, 2.5V, 0.2A
LK2346	MES bulb, 12V, 0.1A
LK2347	MES bulb, 6V, 0.06A
LK2350	MES bulb, 6.5V, 0.3A
LK2364	12V 200mA miniature mes lamp
LK2839	CAN bus systems and operation with Engineering panel (DIN)
LK2839A	CAN bus systems and operation with Engineering panel (ANSI)
LK2901	8202 Level 2 - Electronic components and circuits solution
LK2975	Source - combined power supply & signal generator 240V
LK3000	4 x 4 baseboard with 4mm pillars and battery holders
LK3246	Buzzer, 12V, 15mA
LK3288	Battery contact spring
LK3293	Spare 4mm pillar and bolt
LK3566	Fault Finding in Electronic Circuits
LK3568	Power and Energy Electronics solution
LK3662	Capacitor, 22,000uF, Electrolytic 16V
LK3889-2	Intermediate electronic engineering solution

LK3889-2A	Intermediate electronic engineering (ANSI)
LK3893	Resistor, variable, 250 ohm
LK3982	Voltmeter, 0V to 15V
LK4002	Resistor, 100 ohm, 3W, 5% (DIN)
LK4002A	Resistor, 100 ohm, 3W, 5% (ANSI)
LK4003	Capacitor, 1,000 uF, Electrolytic 30V
LK4021	Ferrite rod carrier
LK4025	Resistor, 10 ohm, 3W 5% (DIN)
LK4025A	Resistor, 10 ohm, 3W 5% (ANSI)
LK4034	Potentiometer, 1k (DIN)
LK4034A	Potentiometer, 1k (ANSI)
LK4063	Electrical Installation 2 solution
LK4065	Resistor, 47 ohm, 3W, 5% (DIN)
LK4065A	Resistor, 47 ohm, 3W, 5% (ANSI)
LK4100	Resistor, 12 ohm, 3W, 5% (DIN)
LK4100A	Resistor, 12 ohm, 3W, 5% (ANSI)
LK4102	Motor, 6V, open frame
LK4103L	Changeover Reed Relay with 2mm to 4mm lead
LK4121	Voltage dependant resistor
LK4123	Transformer, 2:1 turns ratio
LK4221-2	An introduction to digital electronics solution
LK4221-2A	An introduction to digital electronics solution (ANSI)
LK4322	Stepper Motor
LK4500CUS	Automotive Combination kit
LK4562	Electrical installation circuit principles
LK4663	Low power solar motor
LK4690L	USB reprogrammable PIC carrier with power leads
LK4786	Automotive fuse carrier
LK4839	Locktronics mini prototype board
LK4893	Hand cranked generator
LK4961	Three Phase Systems
LK5000	Electrical Installation 1 solution
LK5054	Lead, 2m BNC plug to croc clips
LK5100	Locktronics current probe
LK5146	Transistor, JGFET
LK5201	Resistor, 33k, 1/4W, 5% (DIN)
LK5201A	Resistor, 33k, 1/4W, 5% (ANSI)
LK5202	Resistor, 1k, 1/2W, 5% (DIN)
LK5202A	Resistor, 1k, 1/2W, 5% (ANSI)
LK5203	Resistor, 10k, 1/4W, 5% (DIN)
LK5203A	Resistor, 10k, 1/4W, 5% (ANSI)
LK5204	Resistor, 270k, 1/4W, 5% (DIN)
LK5204A	Resistor, 270k, 1/4W, 5% (ANSI)
LK5205	Resistor, 270 ohm, 1/2W, 5% (DIN)
LK5205A	Resistor, 270 ohm, 1/2W, 5% (ANSI)
LK5206	Resistor, 120 ohm, 1/2W, 5% (DIN)
LK5206A	Resistor, 120 ohm, 1/2W, 5% (ANSI)
LK5207	Resistor, 180 ohm, 1/2W, 5% (DIN)
LK5207A	Resistor, 180 ohm, 1/2W, 5% (ANSI)
LK5208	Potentiometer, 250 ohm (DIN)
LK5208A	Potentiometer, 250 ohm (ANSI)
LK5209	Resistor, 5.6k, 1/4W, 5% (DIN)
LK5209A	Resistor, 5.6k, 1/4W, 5% (ANSI)
LK5210	Resistor, 1.5M, 1/4W, 5% (DIN)
LK5211	Resistor, 3.9 ohm, 3W, 5% (DIN)
LK5212	Potentiometer, 25 ohm (DIN)
LK5213	Potentiometer, 1M (DIN)
LK5214	Potentiometer, 10k (DIN)

LK5214A	Potentiometer, 10k (ANSI)
LK5215	Resistor, 220 ohm, 1/2W, 5% (DIN)
LK5215A	Resistor, 220 ohm, 1/2W, 5% (ANSI)
LK5217	Resistor, 68 ohm 3W, 5% (DIN)
LK5217A	Resistor, 68 ohm 3W, 5% (ANSI)
LK5218	Resistor, 100k, 1/4W, 5% (DIN)
LK5218A	Resistor, 100k, 1/4W, 5% (ANSI)
LK5219	Potentiometer, 100k (DIN)
LK5221	Capacitor, 10 uF, Electrolytic, 25V
LK5222	Capacitor, 100nF, Polyester
LK5224	Capacitor, 47uF, Electrolytic, 25V
LK5240	Transistor RHF, NPN
LK5241	Transistor LHF, NPN
LK5242	Diode, germanium
LK5243	Diode, power, 1A, 50V
LK5246	Transistor, unijunction
LK5247	Zener diode, 4.7V
LK5248	Thyristor
LK5249	Diode, silicon
LK5250	Connecting Link
LK5251	Crossover link
LK5252	Resistor, Rx (DIN)
LK5252A	Resistor, Rx (ANSI)
LK5253	Zener diode, 6.8V
LK5254	Zener diode, 8.2V
LK5255	Transistor RHF, PNP
LK5256	Transistor LHF, PNP
LK5258	Zener diode, 12V
LK5266	Bridge rectifier
LK5280	Relay, 12V coil, 10A, normally open
LK5287	Lampholder, MES, for automotive LEDs
LK5290	Sampler
LK5291	Lampholder, MES
LK5294	Terminal post
LK5297	Lead, black, 600mm, 4mm to croc clip
LK5297E	Lead, black, 320mm, 2mm to croc clip
LK5298	Lead, red, 600mm, 4mm to croc clip
LK5298E	Lead, red, 320mm, 2mm to croc clip
LK5299	400 turn induction coil
LK5401	Thermistor, 470 ohm, NTC (DIN)
LK5401A	Thermistor, 470 ohm, NTC (ANSI)
LK5402	Thermistor, 4.7k, NTC (DIN)
LK5402A	Thermistor, 4.7k, NTC (ANSI)
LK5403	Relay, 6V coil, 10A, normally open
LK5404	Switch, reed, normally open
LK5405	Relay, reed, normally open
LK5555	Lead, red, 250mm, 4mm to 2mm stackable
LK5555E	Lead, red, 300mm, 2mm to 2mm stackable
LK5556	Lead, black, 300mm, 4mm to 2mm stackable
LK5556E	Lead, black, 300mm, 2mm to 2mm stackable
LK5557	Lead, white, 300mm, 4mm to 2mm stackable
LK5557E	Lead, white, 300mm, 2mm to 2mm stackable
LK5570	Pair of leads, red and black, 600mm, 4mm to croc clip
LK5601	Lead - green - 320mm, 4mm to 4mm stackable
LK5603	Lead, red, 500mm, 4mm to 4mm stackable
LK5603E	Lead, red, 500mm, 4mm shrouded to 2mm stackable
LK5604	Lead, black, 500mm, 4mm to 4mm stackable
LK5604E	Lead, black, 500mm, 4mm shrouded to 2mm stackable

LK5607	Lead, yellow, 500mm, 4mm to 4mm stackable
LK5607E	Lead, yellow, 500mm, 2mm to 2mm stackable
LK5609	Lead, blue, 500mm, 4mm to 4mm stackable
LK5620	Lead, yellow, 1000mm 4mm to 4mm stackable
LK5640	Lead, blue, 1000mm, 4mm to 4mm stackable
LK5660	Lead, black, 1000mm, 4mm to 4mm stackable
LK5680	Lead, red, 3000mm, 4mm to 4mm stackable
LK5695	Lead, D-type to yellow and blue 4mm for CAN analyser
LK5697	OBD2 to 4mm Lead
LK5783-2	Industrial sensor, actuator and control solution
LK5783-2A	Industrial sensor, actuator and control solution (ANSI)
LK5800	Blank Carrier - small (Pack of 20)
LK5822	PI(C)micro microcontroller add-on kit (DIN)
LK5822A	PI(C)micro microcontroller add-on kit (ANSI)
LK5900	Blank Carrier - large (Pack of 10)
LK5940	4 x 4 baseboard with 2mm pillars and battery holders
LK5987	33uF non-electrolytic capacitor
LK6200	Resistor, 1M, 1/4W, 5% (DIN)
LK6200A	Resistor, 1M, 1/4W, 5% (ANSI)
LK6201	Resistor, 330k, 1/4W, 5% (DIN)
LK6201A	Resistor, 330k, 1/4W, 5% (ANSI)
LK6202	Capacitor, 100uF, Electrolytic, 25V
LK6203	Capacitor, 2.200 uF, Electrolytic, 25V
LK6205	Capacitor, 1 uF, Polyester
LK6206	Capacitor, 4.7uF, electrolytic, 25V
LK6207	Switch, push to make, metal strip
LK6208	Switch, changover, metal strip
LK6209	Switch, on/off, metal strip
LK6211	Resistor, 22k, 1/4W, 5% (DIN)
LK6211A	Resistor, 22k, 1/4W, 5% (ANSI)
LK6212	Resistor, 150k, 1/4W, 5% (DIN)
LK6213	Resistor, 15k, 1/4W, 5% (DIN)
LK6213A	Resistor, 15k, 1/4W, 5% (ANSI)
LK6214	Capacitor, variable, 15-140pF
LK6214R1	Choke, 10mH
LK6214R2	Choke, 47mH
LK6214R3	Choke, 5mH
LK6215	Choke, 68 mH
LK6216	Capacitor, 470nF, Polyester
LK6217	Capacitor, 2.2 uF, Polyester
LK6218	Resistor, 2.2k, 1/4W, 5% (DIN)
LK6218A	Resistor, 2.2k, 1/4W, 5% (ANSI)
LK6219	Resistor, 560 ohm, 1/4W, 5% (DIN)
LK6219A	Resistor, 560 ohm, 1/4W, 5% (ANSI)
LK6223	Capacitor, 150 uF, Electrolytic, 25V
LK6224	Switch, changeover, toggle
LK6230	Resistor, 5k, 1/4W, 5% (DIN)
LK6231	Resistor, 50k, 1/4W, 5% (DIN)
LK6231A	Resistor, 50k, 1/4W, 5% (ANSI)
LK6232	Resistor, 500k, 1/4W, 5% (DIN)
LK6232A	Resistor, 500k, 1/4W, 5% (ANSI)
LK6233	Resistor, 10M, 1/4W, 5% (DIN)
LK6234L	Op Amp Carrier (TL081) with 2mm to 4mm Leads
LK6234LE	Op Amp Carrier (TL081) with 2mm to 2mm Leads
LK6237	Resistor, 500 ohm, 1/2W, 5% (DIN)
LK6238	Resistor, 200k, 1/4W, 5% (DIN)
LK6238A	Resistor, 200k, 1/4W, 5% (ANSI)
LK6239	Capacitor, 1nF, Polyester

LK6283	Capacitor, 100pF, Ceramic
LK6299	Capacitor, 4n7, Ceramic
LK6423	Buzzer, 6V, 15mA
LK6444	Fundamentals of electricity solution (DIN)
LK6444A	Fundamentals of electricity solution (ANSI)
LK6482	Fleming's motor rule apparatus
LK6483	Hybrid automotive principles on engineering panel (DIN)
LK6483A	Hybrid automotive principles on engineering panel (ANSI)
LK6491-2	Sensors and control for automotive with panel (DIN)
LK6491-2A	Sensors and control for automotive with panel (ANSI)
LK6499-2	Industrial, sensor, actuator and control solution on panel
LK6500L	D-Type Flip-Flop (horizontal) with 2mm to 4mm lead
LK6500LE	D-type flip flop - horizontal with 2mm to 2mm lead
LK6501L	D-Type flip flop (vertical) with 2mm to 4mm leads
LK6501LE	D-Type flip flop (vertical) with 2mm to 2mm leads
LK6574	Lead, red, 2000mm, 4mm to 4mm plug
LK6630	Resistor, variable, 10k (DIN)
LK6631	Resistor, variable 100k (DIN)
LK6632	Switch, reversing, toggle
LK6633	Switch, on/off, toggle
LK6634	Microswitch carrier
LK6635	LED, Red
LK6635A	LED, Red (ANSI)
LK6636	LED, Green
LK6636A	LED, Green (ANSI)
LK6637	LED, Yellow
LK6637A	LED, Yellow (ANSI)
LK6653	Capacitor, 4,700 uF, Electrolytic, 16V
LK6705	Power transistor, NPN, 1.5A
LK6706	Motor 3 to 12V DC, 0.7A
LK6707L	Slotted opto sensor with 2mm to 4mm lead
LK6709	NPN Darlington Transistor carrier
LK6734	Hall effect switch
LK6749	MES bulb, 12V, LED, red
LK6802	New Class pool kit
LK6802A	New Class Pool Kit (ANSI)
LK6804	Advanced Electronic Principles
LK6804A	Advanced Electronic Principles (ANSI)
LK6822	MES bulb, 12V, LED, yellow
LK6831L	Systems Block Transistor Switch
LK6832	Systems Block transducer driver
LK6838	Solenoid
LK6841	MES bulb, 12V, LED, white
LK6850	Thermistor and moisture sensor PCB
LK6854	Lead - red - 300mm, 2mm to 2mm stackable
LK6860L	AND Gate with 2mm to 4mm lead - ANSI
LK6860LE	AND gate with 2mm to 2mm lead - ANSI
LK6861L	OR Gate with 2mm to 4mm lead - ANSI
LK6861LE	OR gate with 2mm to 2mm lead - ANSI
LK6862L	NOT Gate with 2mm to 4mm lead - ANSI
LK6862LE	NOT gate with 2mm to 2mm lead - (ANSI)
LK6863L	NAND Gate with 2mm to 4mm lead - ANSI
LK6863LE	NAND gate with 2mm to 2mm lead - ANSI
LK6864L	NOR Gate with 2mm to 4mm lead - ANSI
LK6864LE	NOR gate with 2mm to 2mm lead - ANSI
LK6865L	XOR Gate with 2mm to 4mm lead - ANSI
LK6865LE	XOR gate with 2mm to 2mm lead - ANSI
LK6870L	AND Gate with 2mm to 4mm lead - SB

LK6870LE	AND gate with 2mm to 2mm lead - SB
LK6871L	OR Gate with 2mm to 4mm lead - SB
LK6871LE	OR gate with 2mm to 2mm lead - SB
LK6872L	NOT Gate with 2mm to 4mm lead - SB
LK6872LE	NOT gate with 2mm to 2mm lead - SB
LK6873L	NAND Gate with 2mm to 4mm lead - SB
LK6873LE	NAND gate with 2mm to 2mm lead - SB
LK6874L	NOR Gate with 2mm to 4mm lead - SB
LK6874LE	NOR gate with 2mm to 2mm lead - SB
LK6875L	XOR Gate with 2mm to 4mm lead - SB
LK6875LE	XOR gate with 2mm to 2mm lead - SB
LK6904	Combinational logic add-on kit
LK6904A	Combinational Logic add-on pack (ANSI)
LK6905	Sequential logic add-on kit (DIN)
LK6905A	Sequential logic add-on kit (ANSI)
LK6906	Operational amplifiers add-on kit (DIN)
LK6906A	Operational amplifiers add-on kit (ANSI)
LK6908	Electronic Devices and Circuits add-on kit
LK6908A	Electronic Devices and Circuits add-on kit
LK6910	Locktronics logic add on kit
LK6910A	Locktronics logic add on kit (ANSI)
LK6999	Source - combined power supply & signal generator 110V
LK7049L	Relay, 12V coil, 10A, changeover with 2mm to 4mm lead
LK7148-2	Operational amplifiers solution
LK7148-2A	Operational amplifiers solution (ANSI)
LK7203	Power transistor, NPN, 10A
LK7208	Voltage regulator (7805)
LK7215	Blank resistor carrier (SB)
LK7215A	Blank resistor carrier (ANSI)
LK7216	Blank capacitor carrier
LK7217	Blank electrolytic capacitor carrier
LK7218	Blank NPN transistor carrier
LK7219	Transistor, FET
LK7290	Phototransistor Carrier
LK7302	7 x 5 baseboard with 2mm pillars
LK7345-2	Energy and Environment solution (DIN)
LK7345-2A	Energy and Environment solution (ANSI)
LK7361	Photodiode
LK7409	AA battery holder carrier
LK7444	An Intro to motors, generators & hybrid solution (DIN)
LK7444A	An Introduction to Motors and Generators solution (ANSI)
LK7461	Power supply carrier with voltage source symbol
LK7483	11 transformer with retractable ferrite core
LK7485	Alnico Rod Magnet (2 per pack)
LK7487	Lenz's law kit
LK7489	Faraday's law kit
LK7582L	555 timer carrier
LK7629	CAN bus systems and operation (DIN)
LK7629A	CAN bus systems and operation (ANSI)
LK7746	Solar cell
LK7889L	Relay, 6V, 10A, changeover, with 2mm to 4mm lead
LK7936	Fuse/universal component carrier
LK8000	Schottky diode
LK8011	Power MOSFET transistor
LK8013	Blank diode carrier
LK8022	General purpose lead set (LK5603 x 2, LK5604 x 2)
LK8113	Motor with reductor
LK8150	Nichrome Wire Carrier, 0.075 x 500mm

LK8152	Nichrome Wire Carrier, 0.075 x 250mm
LK8154	Nichrome Wire Carrier, 0.21 x 500mm
LK8156	Constantan Wire Carrier, 0.075 x 500mm
LK8222	AC Principles for Automotive Technicians solution (DIN)
LK8222A	AC Principles for Automotive Technicians solution (ANSI)
LK8275	Power supply carrier with battery symbol
LK8397	Ammeter, 0A to 1A
LK8492	Dual rail power supply carrier
LK8591	Energy Meter
LK8615	Battery retaining clip
LK8623	Circuit Breaker
LK8743	Magnetic Pickup
LK8900	7 x 5 metric baseboard with 4mm pillars
LK8922-2	Locktronics PIC systems solution
LK8922-2A	Locktronics PIC systems solution (ANSI)
LK8932	Speaker
LK8980	Resistor, 50ohm, 1/4W, 2%
LK8988	Thermocouple and carrier
LK8990	3MHz signal generator
LK9044	Advanced electrical, electronic and digital principles (DIN)
LK9044A	Advanced electrical electronic and digital principles (ANSI)
LK9071-2	Electricity, magnetism and materials solution V2
LK9071-2A	Electricity, magnetism and materials solution V2 (ANSI)
LK9282	EASA electronic fundamentals (module 4)
LK9282A	EASA electronic fundamentals (Module 4) ANSI
LK9329-2	New electrical and electronics principles solution
LK9329-2A	New electrical and electronic principles solution (ANSI)
LK9339	EASA electrical fundamentals (module 3)
LK9339A	EASA electrical fundamental module 3 (ANSI)
LK9381	Ammeter, 0mA to 100mA
LK9422	Principles & applications of Electronic Devices & Circuits
LK9422A	Principles & applications of Electronic Device (ANSI)
LK9435	Transistor amplifiers add-on pack
LK9435A	Simple transistor amplifiers add-on pack (ANSI)
LK9438	Voltmeter, +/- 75V
LK9672	EASA electrical and electronic fundamentals (3 and 4) (DIN)
LK9672A	EASA electrical and electronic fundamentals (3 and 4) (ANSI)
LK9834-2	Sensors and control in automotive solution (DIN)
LK9834-2A	Sensors and control in automotive solution (ANSI)
LK9862	Intermediate electrical and electronic engineering
LK9862A	Intermediate electrical and electronic engineering (ANSI)
LK9877	Choke, 200mH
LK9998	400 Turn coil carrier

## Mechanical kits & other

Product Code	Description
HP0232	Centrifugal Force Kit
HP1282	Spring Tester Kit
HP2810	Tetrix Prime Starter Set
HP4159	Thermodynamics Kit
HP4550-V2	Mechatronic systems V2
HP5000	Essential Base Unit
HP5005	Forces Kit
HP5010	Moments Kit
HP5015	Deflections of Beams and Cantilevers Kit
HP5020	Torsion of Circular Sections Kit

HP5025	Tensile Tester Kit
HP5030	Simple Harmonic Motion Kit
HP5035	Friction and Inclined Plane Kit
HP5040	Potential and Kinetic Energy Kit
HP5045	Drive Systems Kit
HP5050	Cam, Crank and Toggle Kit
HP5055	Gear Trains Kit
HP5060	Simple Mechanisms Kit
HP5099	Linear & Rotational Dynamics Kit
HP6207	Additional Mechanisms Kit
HP7622	Bar Linkages Kit
HP8604	Rotational Friction Kit
HP8797	Complete Mechanics
HP9771	Pulley Kit

## MIAC

Product Code	Description
MI0235	MIAC controller
MI0245	Cased MIAC with 4mm shrouded sockets
MI3449	MIAC (Arduino processor) with Bluetooth
MI3932	MIAC (AllCode processor)
MI5331	MIAC (Allcode) with WiFi
MI5466	MIAC (Arduino processor)
MI5528	MIAC (AllCode with Bluetooth)
MI5769	MIAC (Rpi processor) with WiFi
MI5809	MIAC (dsPIC processor)
MI6693	MIAC (Rpi processor) with WiFi and Bluetooth
MI8615	MIAC (dsPIC processor with WiFi)
MI8759	MIAC (dsPIC processor with bluetooth)
MI9335	MIAC (Arduino processor) with WiFi

## MicroCNC

Product Code	Description
CN1292	Drill bits for the CNC range
CN2171	CAMBAM software site
CN2498	Deskproto site
CN2668	2 axis Micro CNC lathe
CN3075	Deskproto 1 user
CN3300	Pack of Wax Cylinders for lathe
CN3885	Complete Micro CNC set
CN4079	MicroCNC system controller and baseplate
CN4234	3 axis Micro CNC milling machine
CN8285	4 axis Micro CNC milling machine
CN8332	CAMBAM software 1 user
CN9581	Pack of modelling Blocks & acrylic squares for milling

## Miscellaneous & accessories

Product Code	Description
HP001	4 MHz Crystal
HP002	2 GB Memory Card
HP0056	DC bench top automotive power supply, 15V @25A
HP0274	Flowcode Test Bundle (Hardware)

HP089	Mifare RFID card
HP16F1827	PIC16F1827-1/P - 8 Bit Microcontroller
HP16F1937	PIC16F1937-1/P - 8 Bit Microcontroller
HP16F628	PIC16F628A-1/P - 8 Bit Microcontroller
HP16F877	PIC16F877A-1/P - 8 Bit Microcontroller
HP16F88	PIC16F88-1/P - 8 Bit Microcontroller
HP18F2455	PIC18F2455-1/SP - 8 Bit Microcontroller
HP18F2455PPP	PIC18F2455-1/SP - PPP Firmware pre-loaded
HP18F4331	PIC18F4331-1/P - 8 Bit Microcontroller
HP18F4455	PIC18F4455-1/P - 8 Bit Microcontroller
HP2025Q	12 tray trolley
HP2045	Plastic shallow tray BLACK
HP229	Philips screw driver
HP24FJ64GB002	PIC24FJ64GB002-1/SP - 16 Bit Microcontroller
HP2577	5MHz PC based oscilloscope/signal generator pack
HP2642	Holed foam for E-Blocks trays
HP2666	Power supply
HP3025N	18 tray trolley
HP30F3014	DSPIC30F3014-301/P - 16 Bit Microcontroller
HP30F4013	DSPIC30F4013-301/P - 16 Bit Microcontroller
HP338	Ethernet crossover cable
HP33FJ128GP802	DSPIC33FJ128GP802-E/SP - 16 Bit Microcontroller
HP347	Headphones with microphone
HP3701	IEC Mains Lead (UK)
HP3702	IEC Main Lead (Euro)
HP3703	IEC Mains Lead (USA)
HP3728	AC power supply, 12VAC, 1.5A, UK
HP3844	Thin foam tray insert 355x270x5mm
HP387	ZigBee USB analyser
HP3920	Three phase motor
HP3937	E-blocks "slow clock" for multiprogrammer
HP4039	Tray Lid
HP4429	AC power supply, 12VAC, 1.5A, Europe
HP4449	TTI PL155-P SCADA Power Supply
HP459	I-Code SLI card
HP4688	AC power supply, 12VAC, 1.5A, USA
HP481	M3 nut spinner
HP4915	Fujikura OFL280 FlexTester
HP5540	Deep tray
HP5561	AC/DC current clamp
HP5834	4 input picoscope
HP6012	Flowkit V2 Arduino shield
HP6031	Flowkit V2 (inc leads)
HP6700	PLC Adaptor - Input module
HP6711	PLC Adaptor - Power module
HP6723	PLC Adaptor - Motor module
HP6752	PLC Adaptor - Relay module
HP6785	PLC adaptor - mounting bracket
HP7631	PICmicro Development Centre
HP7750	Daughter tray foam cutout
HP7894	Benchtop signal generator pack
HP8067	Tektronix digital oscilloscope
HP8279	25MHz PC based oscilloscope/signal generator pack
HP8405	Triple Output Power Supply -12, +5, +12
HP8445	TTI TG5011A - SCADA Function Generator
HP9390	Three phase power supply
HP9564	62mm daughter tray
HPUAB	USB2 high speed A to mini B lead
HPUSB	USB lead

## OptoSci

Product Code	Description
FP0294	Principles of optical waveguiding kit
FP0374	Optical network analysis and OTDR kit
FP0391	Complete advanced physical optics kit (modular)
FP1748	WDM component characterisation base kit
FP2350	Optical network analysis without OTDR kit
FP4010	Advanced fibre optic communications kit
FP4615	Complete advanced physical optics kit (complete)
FP5180	DWDM extension kit
FP5366	Erbium doped fibre amplifiers kit
FP6057	Bragg extension kit
FP6269	Bit error rate and eye diagrams kit
FP7280	Polarisation kit
FP7634	Optical waveguide analysis software
FP7948	Interference and coherence kit
FP8104	Diffraction kit
FP8197	Reflection and refraction kit
FP8451	1310/1550nm WDM extension kit
FP9068	Principles of lasers kit





***MATRIX***

Matrix Technology Solutions  
The Factory,  
33 Gibbet Street,  
Halifax, HX1 5BA,  
United Kingdom

t: +44 (0) 1422 252380  
f: +44 (0) 1422 341830  
e: sales@matrixtsl.com

[www.matrixtsl.com](http://www.matrixtsl.com)

**SET** | SCIENCE  
ENGINEERING  
TECHNOLOGY